



db X-trackers ETFs

October 2013

Passion to Perform





- What is the best way for a person to invest who has another job, who doesn't have a lot of time to do lots of research?

[CNBC]

The best way in my view is to just buy a low cost index fund and keep buying it regularly over time because you will be buying into a wonderful business which in effect is all of "American" industry, and if you buy it over time, you won't buy it at the bottom but it all at the top either and you will have very low costs. Frictional costs are very important to investors.

[Warren Buffet, May 2007]



Exchange Traded Funds are:


- **Passively** managed funds
- that track **performance** of underlying **index**
- by investing in the **underlying constituents**
- and are **listed on stock exchanges**





Defining the terminology:

- **Passive Management:**
 - Do not strive to outperform the benchmark Index.
 - Asset manager does not make stock selections.
- **Underlying Index:**
 - The benchmark that the ETF is mandated to track.
 - The ETF will replicate the performance of the benchmark by holding the shares in the index as per the index weightings.
- **Underlying Constituents:**
 - The shares that are held in the benchmark Index.
- **Listed on the exchange:**
 - Tradable on the exchange like any other share.



db X-trackers

- What is db X-trackers?



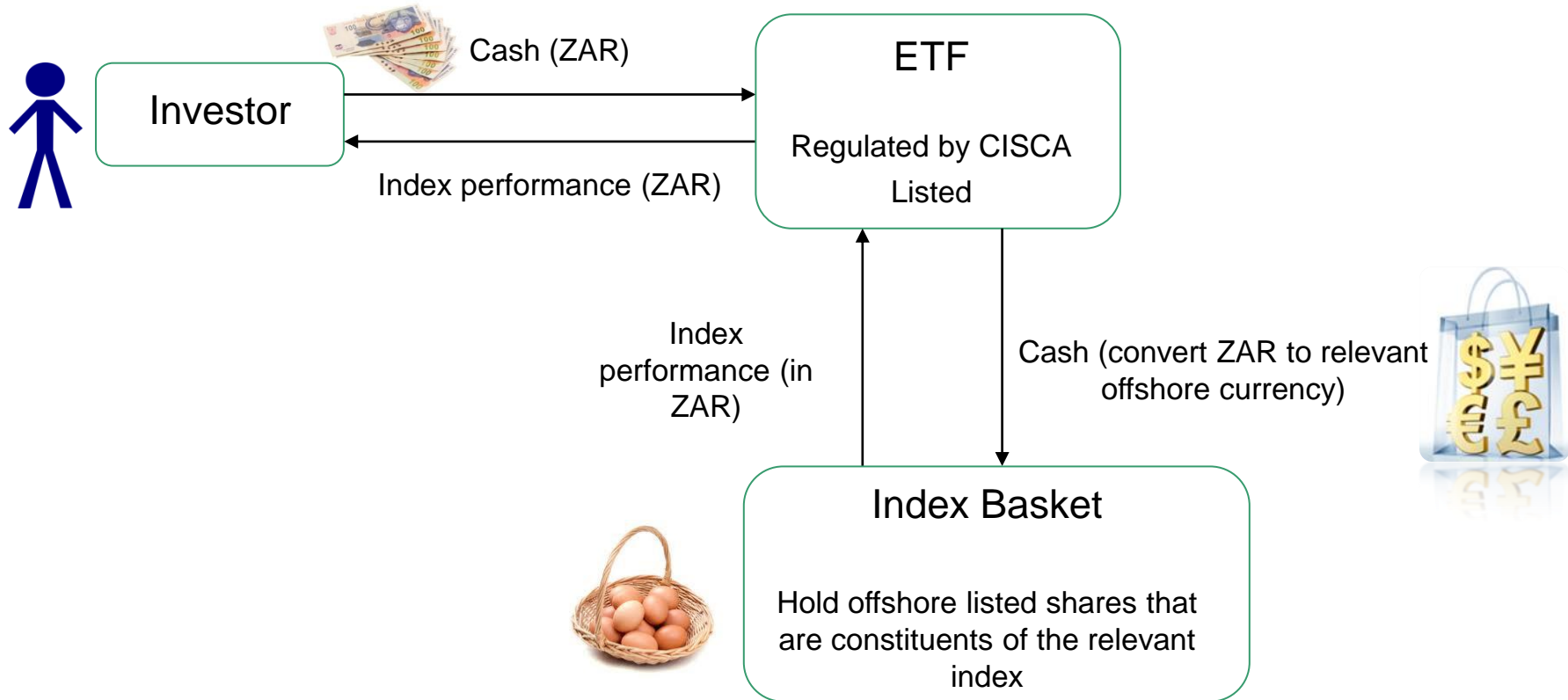
- A local ETF provider with five JSE listed ETFs.
 - db x-trackers FTSE 100 Index ETF
 - db x-trackers DJ Euro Stoxx 50 Index ETF
 - db x-trackers MSCI USA Index ETF
 - db x-trackers MSCI Japan Index ETF
 - db x-trackers MSCI World Index ETF
- The only offshore exposure ETFs currently available on the JSE.
- Liquidity is provided through a market maker.
- db X-trackers ETFs are sub-portfolios of the db X-trackers Collective Investment Scheme, a CIS compliant with the relevant Financial Services Board regulations relating to Collective Investment Scheme in Securities.

db X-trackers

- Exchange Traded Funds



Structure:



db X-trackers

- What are you investing in?



db X-trackers

- FTSE 100 Index



Top Ten Holdings (%)

HSBC Holdings	7.48%
Vodafone Group	6.31%
BP	4.89%
Royal Dutch Shell A	4.65%
GlaxoSmithKline	4.60%
British American Tobacco	3.77%
Royal Dutch Shell B	3.22%
Diageo	2.97%
Barclays	2.56%
BG Group	2.41%

Fund Information:

Management Fee	0.75% plus VAT
Fund currency	GBP
Trading currency	ZAR
Dividend	Distributing
JSE Code	DBXUK
Current NAV	R103.81

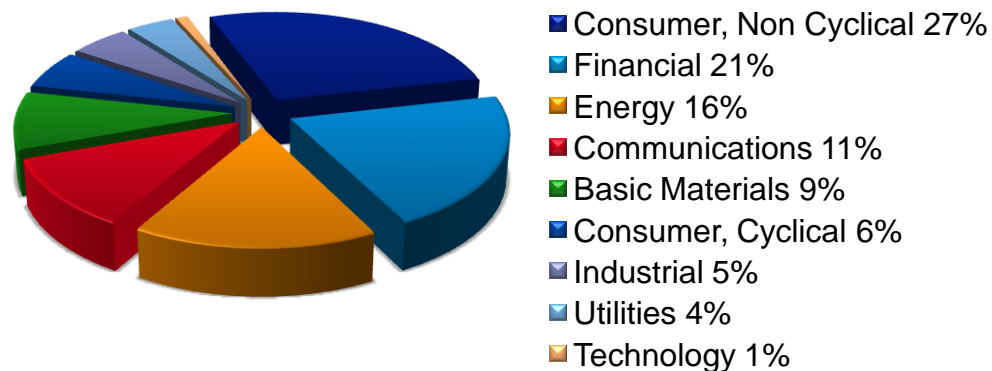
Index Information:

Constituents	101
Countries in index	1

Performance Chart



Sector Allocation



db X-trackers

- Euro Stoxx 50 Index



Top Ten Holdings (%)

Total SA	5.42%
Sanofi	5.08%
Siemens AG	4.16%
Bayer AG	4.05%
Banco Santander SA	3.76%
BASF SE	3.66%
Daimler AG	3.18%
Anheuser-Busch InBev NV	3.07%
BNP Paribas SA	2.97%
Allianz SE	2.95%

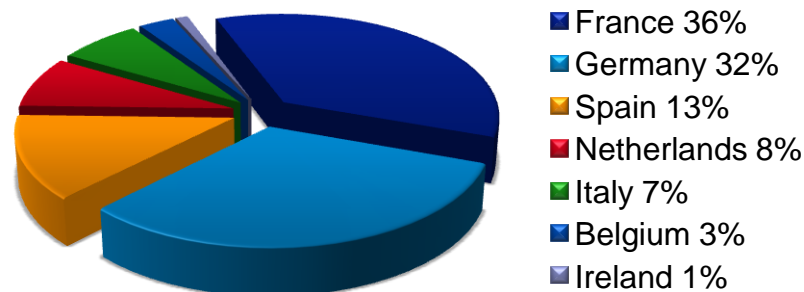
Performance Chart



Fund Information:

Management Fee	0.75% plus VAT
Fund currency	EUR
Trading currency	ZAR
Dividend	Distributing
JSE Code	DBXEU
Current NAV	R40.50

Country Allocation



Index Information:

Constituents	50
Countries in index	7

db X-trackers

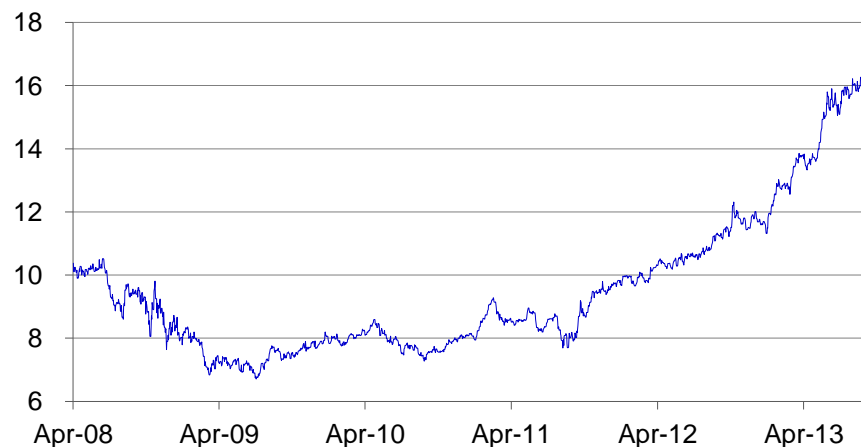
- MSCI USA Index



Top Ten Holdings (%)

Apple Inc	2.82%
Exxon Mobil Corp	2.41%
Microsoft Corp	1.67%
General Electric Co	1.56%
Johnson & Johnson	1.54%
Google Inc	1.50%
Chevron Corp	1.49%
Wells Fargo & Co	1.31%
Procter & Gamble Co	1.31%
JP Morgan Chase & Co	1.23%

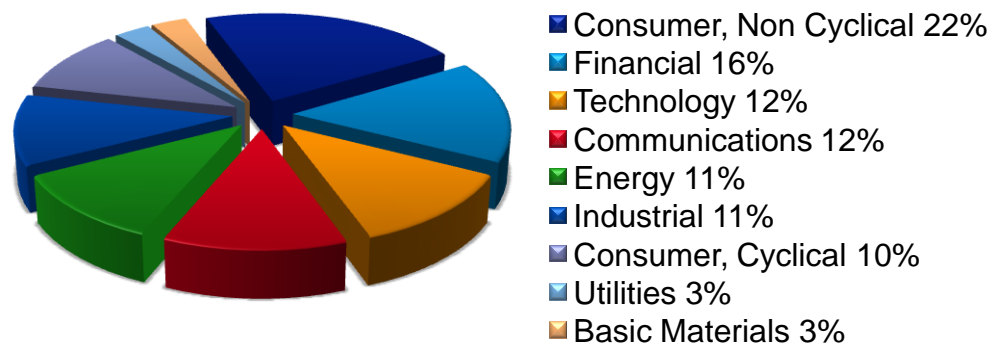
Performance Chart



Fund Information:

Management Fee	0.75% plus VAT
Fund currency	USD
Trading currency	ZAR
Dividend	Distributing
JSE Code	DBXUS
Current NAV	R16.25

Sector Allocation



Index Information:

Constituents	602
Countries in index	1

db X-trackers

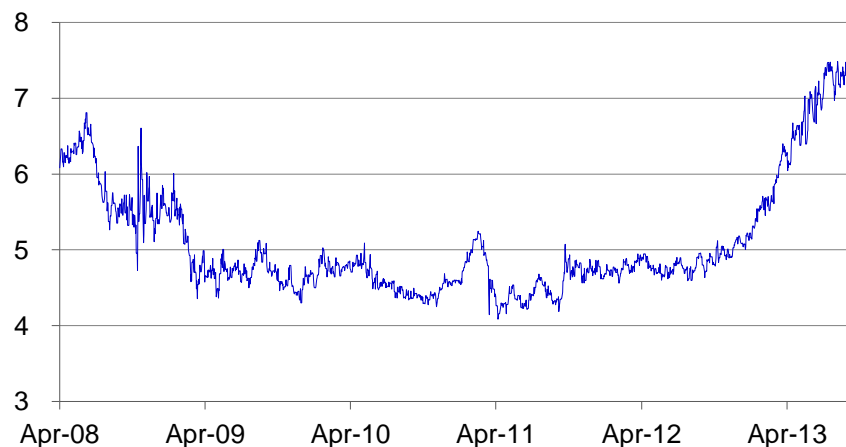
- MSCI Japan Index



Top Ten Holdings (%)

Toyota Motor Corp	6.52%
Mitsubishi UFJ Fin Group	3.01%
Softbank Corp	2.46%
Honda Motor Co Ltd	2.29%
Sumitomo Mitsui Fin Group	2.28%
Mizuho Financial Group	1.84%
Japan Tobacco	1.46%
Takeda Pharmaceutical Co Ltd	1.38%
Mitsubishi Estate Co Ltd	1.37%
Canon Inc	1.34%

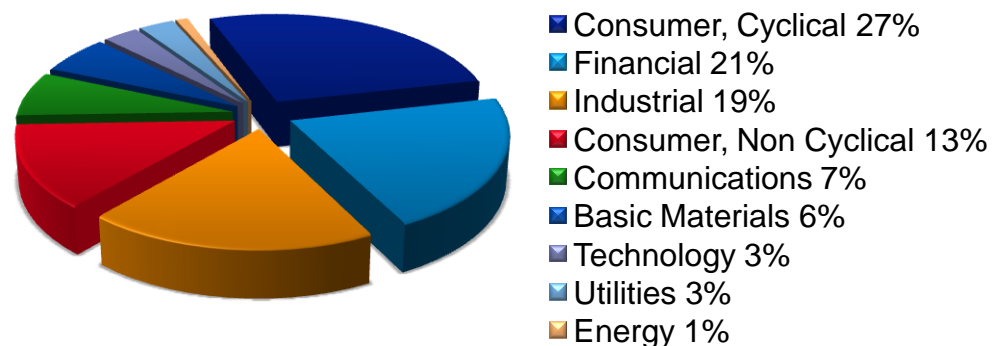
Performance Chart



Fund Information:

Management Fee	0.75% plus VAT
Fund currency	JPY
Trading currency	ZAR
Dividend	Distributing
JSE Code	DBXJP
Current NAV	R7.46

Sector Allocation



Index Information:

Constituents	319
Countries in index	1

db X-trackers

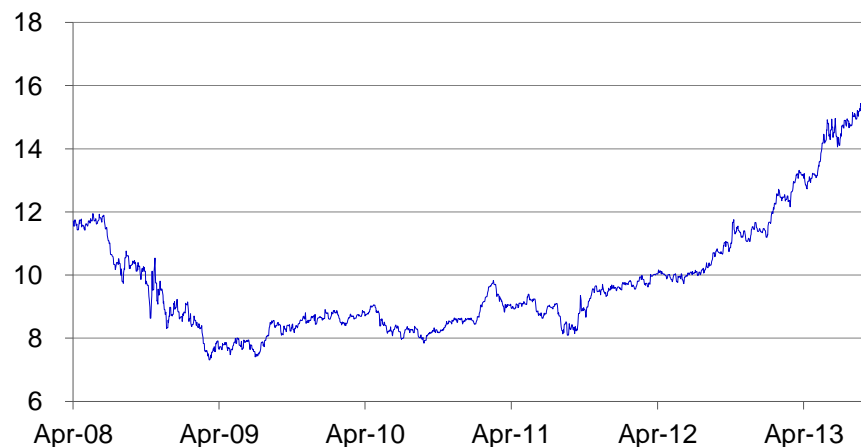
- MSCI World Index



Top Ten Holdings (%)

Apple Inc	1.51%
Exxon Mobil Corp	1.29%
Microsoft Corp	0.89%
General Electric Co	0.83%
Johnson & Johnson	0.82%
Google Inc	0.80%
Chevron Corp	0.80%
Nestle SA	0.76%
Wells Fargo & Co	0.70%
Procter & Gamble Co	0.70%

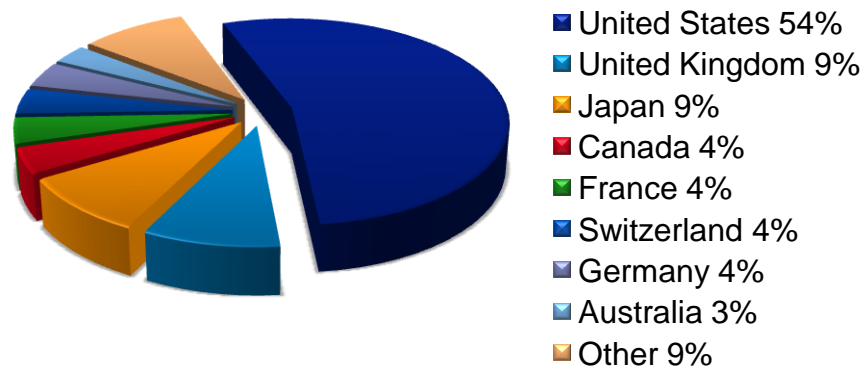
Performance Chart



Fund Information:

Management Fee	0.60% plus VAT
Fund currency	USD
Trading currency	ZAR
Dividend	Distributing
JSE Code	DBXWD
Current NAV	R15.51

Country Allocation



Index Information:

Constituents	1606
Countries in index	24

db X-trackers

- Why invest in db X-trackers?



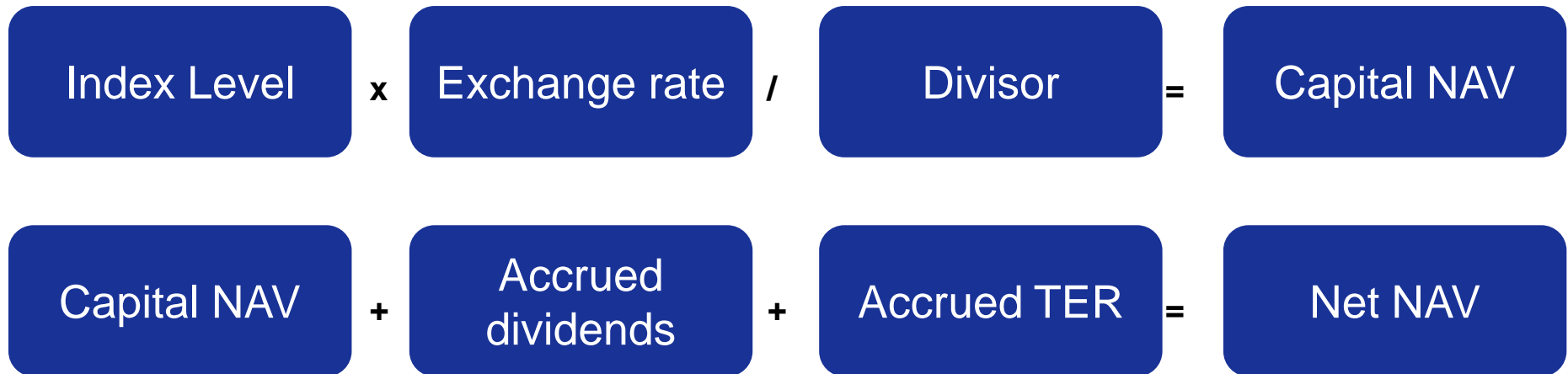
Key reasons to invest:

- Diversify your portfolio offshore
 - Developed Markets vs. Emerging Markets
 - Offshore vs. Local
- Protect yourself against Rand weakness
 - Gain exposure to Rand performance
- Low cost index investment
 - Low annual management fees
- No exchange control limits for Retail investors
 - Your offshore allowance will not be affected
- Convenient and easy investment
 - Debit order (R300 min) & Lump sum investments (R1000 min)



db X-trackers

- Calculating the Net Asset Value

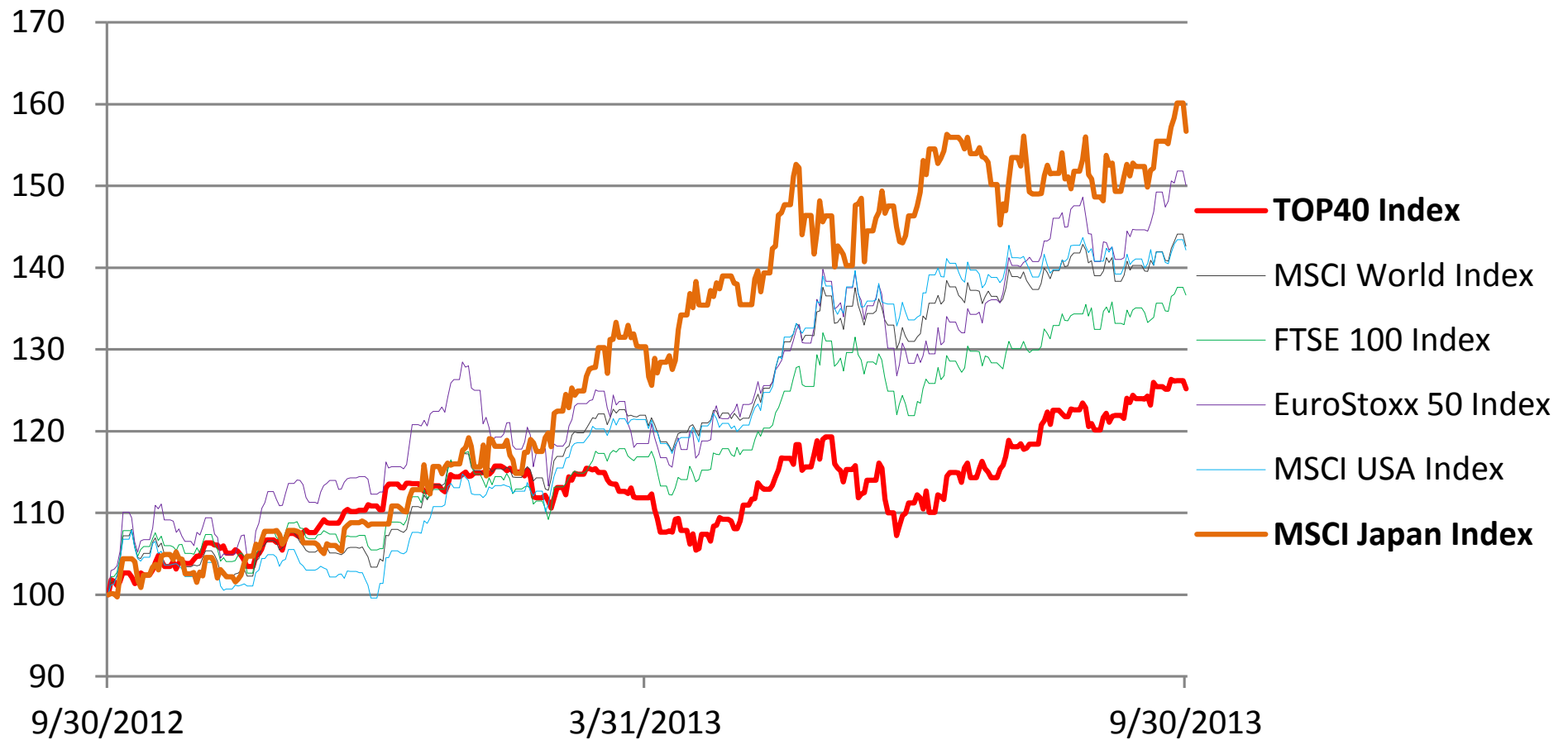


- NAV is available on the db X-trackers website at the end of each day.
- ETF price is affected by both the underlying index as well as the exchange rate.
- Divisors:
 - FTSE 100 1,000
 - EuroSTOXX50 1,000
 - MSCI USA 1,000
 - MSCI Japan 10
 - MSCI World 1,000



db X-trackers

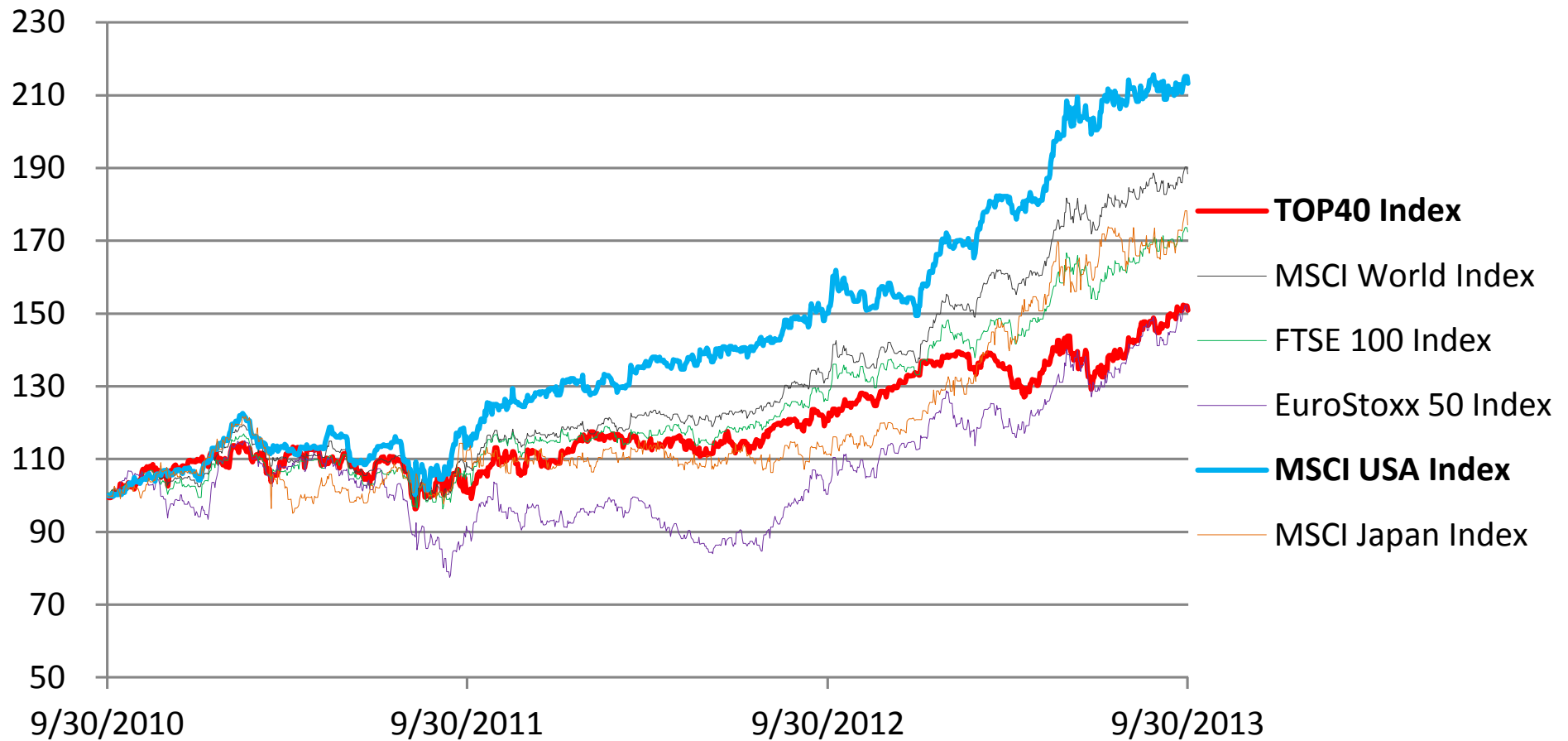
- 1 Year Index Price Return Performance Comparison - Rebased



Source: Bloomberg as at 30 September 2013

db X-trackers

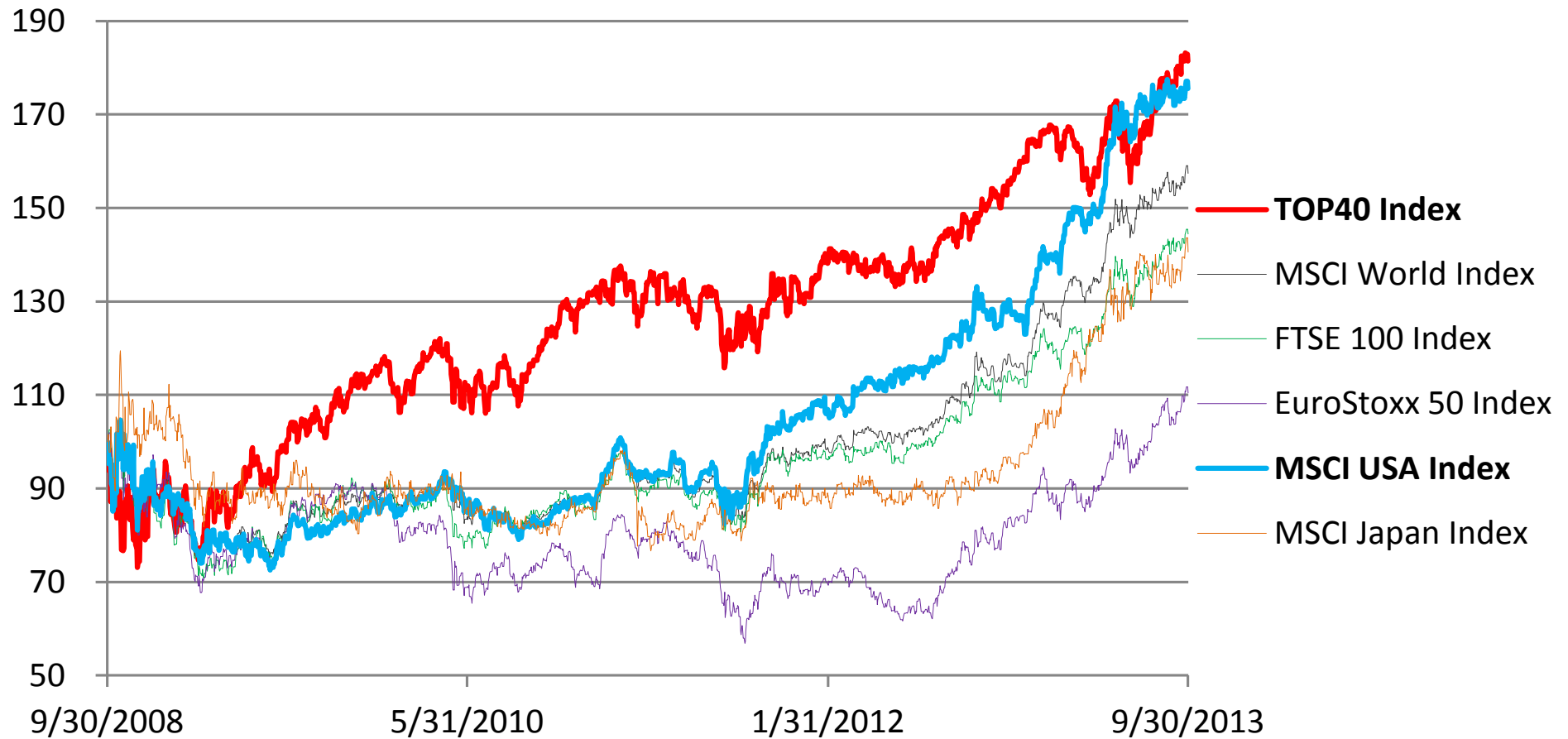
- 3 Year Index Price Return Performance Comparison - Rebased



Source: Bloomberg as at 30 September 2013

db X-trackers

- 5 Year Index Price Return Performance Comparison - Rebased



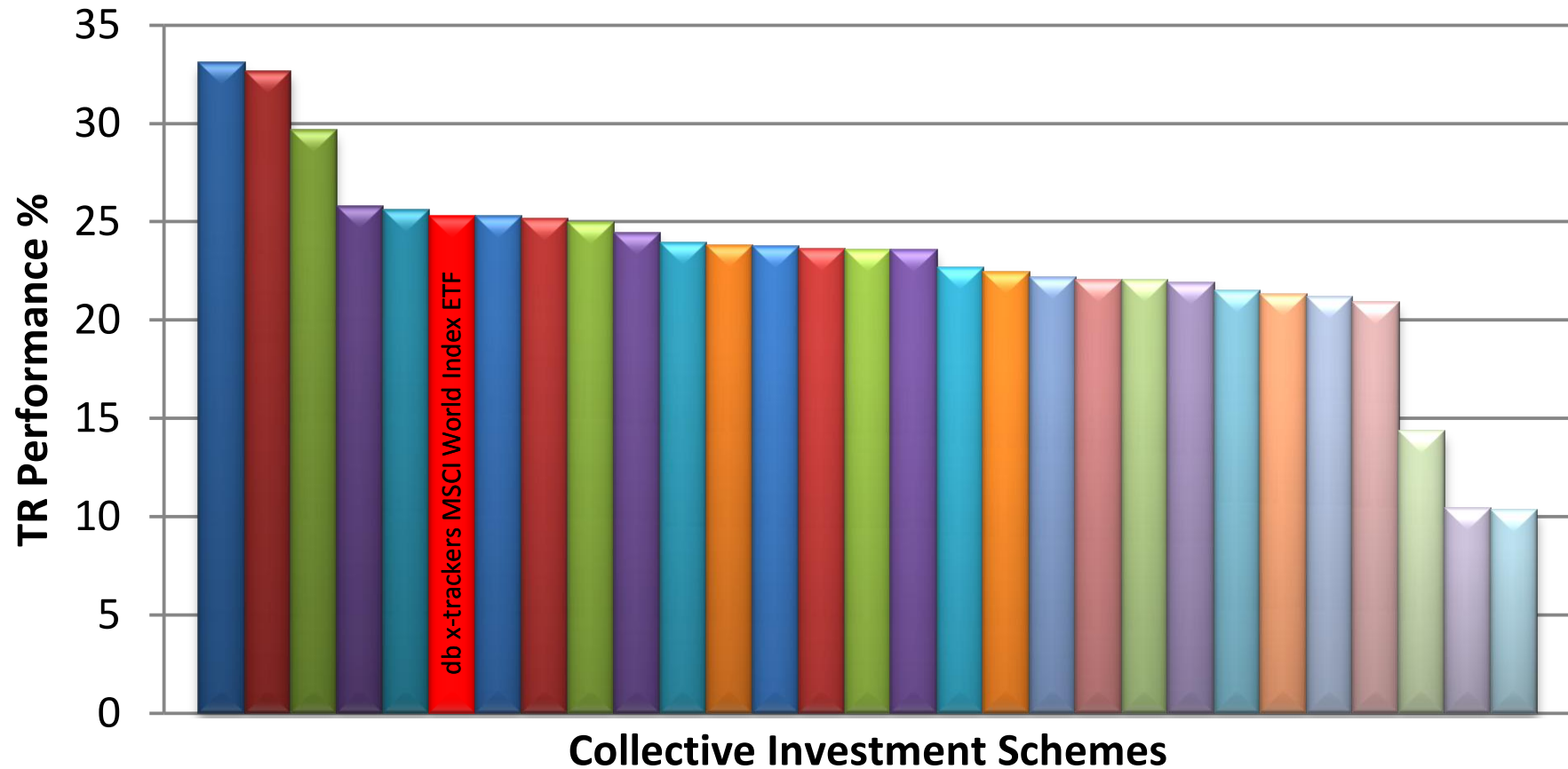
Source: Bloomberg as at 30 September 2013

db X-trackers

- 3 Year Total Return Performance Comparison



Global - General - Equity



Source: Profile Media as at 30 September 2013

db X-trackers

- Total Return Performance



	1 Year	3 Year	5 Year
DBXUK	41.15%	23.10%	10.70%
DBXEU	54.15%	17.59%	4.60%
DBXUS	44.30%	29.77%	12.91%
DBXJP	59.47%	21.94%	8.25%
DBXWD	45.50%	25.27%	11.02%

Source: Annualised figures from Profile Media for the period ended 30 September 2013 taking a lump sum investment

db X-trackers

- Please visit our website



www.dbxtrackers.co.za

Deutsche Asset & Wealth Management

Exchange Traded Funds

Home | About Us | ETF Knowledge | How to invest | Download Centre | Contact

You are here >> Home

ETFs

- DJ Eurostoxx 50
- FTSE 100
- MSCI Japan Index ETF
- MSCI USA Index ETF
- MSCI World Index ETF

Fee change | Our new identity | Product Overview

Deutsche Asset & Wealth Management
A wealth of experience – all under one roof.
Active | Passive | Alternatives | Loans & Deposits | Wealth

[More information](#)

Asset class	Name	ISIN	Currency	Ask	Bid	NAV	TER
Equities	DJ Eurostoxx 50	ZAE000115937	ZAR	40.66	40.40	40.22	1.07%
Equities	FTSE 100	ZAE000115929	ZAR	103.96	103.35	102.64	1.07%
Equities	MSCI Japan Index ETF	ZAE000115176	ZAR	7.56	7.50	7.45	1.07%
Equities	MSCI USA Index ETF	ZAE000115192	ZAR	16.20	16.15	16.18	1.07%
Equities	MSCI World Index ETF	ZAE000115184	ZAR	15.55	15.43	15.46	1.03%



Questions?

E-mail: db.xtrackers@db.com

Contact numbers: 011 775 7824/7451

Disclaimer



Disclaimer:

© 2013 Deutsche Bank. The information provided in this document does not constitute investment advice; its sole purpose is to provide a brief description of the product as at the date thereof. You should take steps to ensure that you fully understand the information provided. You should also consider seeking advice from your advisers in making this assessment. This Document should not be considered as a recommendation by Deutsche Bank or any of its affiliates that the db x-trackers ETFs are a suitable investment. The complete terms and conditions should be taken from the respective offering circular; this, and any supplements, may be obtained free of charge from Deutsche Bank AG or any of its affiliates. Any investment in a db x-trackers ETF should be made solely on the basis of the Offering Circular. All statements of opinion reflect the current assessment of Deutsche Bank AG or any of its affiliates, which may change without prior notice. Although the information herein has been obtained from sources believed to be reliable, Deutsche Bank AG or any of its affiliates does not guarantee its accuracy, completeness or fairness.

Index Disclaimer:

The funds or securities referred to herein are not sponsored, endorsed, or promoted by MSCI, FTSE, STOXX Limited and/or Dow Jones & Company, Inc (“Index Providers”) and they bear no liability with respect to any such funds or securities or any index on which such funds or securities are based. The Offering Circular and the relevant Supplement contain a more detailed description of the limited relationship the Index Providers has with Deutsche Bank AG or any of its affiliates, db x-trackers and any related ETFs.

All database rights, copyright and any other intellectual property rights in the Index and constituent list vests in the Index Providers and/or its licensors. Deutsche Bank AG or any of its affiliates has obtained full license from the Index Providers to use such database rights, copyright and other intellectual property rights in the creation of this product.

The Index Providers and Deutsche Bank AG or any of its affiliates make no warranty or representation whatsoever either as to the results obtained from use of the indices and/or the figures at which the said indices stand at any particular day or otherwise. These index sponsors shall not be liable to any person for any error in their indices and shall not be under any obligation to advise any person of any error therein. General

Disclaimer in terms of Collective Investment Schemes in Securities:

CIS are traded at ruling price. The price at which ETFs trade on an Exchange may differ from the Net Asset Value price published at the close of the trading day, because of intraday price movements in the value of the constituent basket of securities.

In the case of db x-trackers securities fluctuations or movements in exchange rates may cause the value of underlying international investments to go up or down.

Disclaimer



This material is for investment professionals and has been prepared solely for information purposes and does not constitute an offer, an invitation or a recommendation to enter into any transaction nor create any binding obligations on the part of Deutsche Bank AG and or its affiliates (“Deutsche Bank”).

Deutsche Bank is not acting as your financial adviser or in any other fiduciary capacity with respect to this proposed product. The product(s) mentioned herein may not be appropriate for all investors and before entering into any transaction you should take steps to ensure that you fully understand the transaction and have made an independent assessment of the appropriateness of the transaction in the light of your own objectives and circumstances, including the possible risks and benefits of entering into such transaction. You should also consider seeking advice from your own advisers in making this assessment. If you decide to enter into a transaction with Deutsche Bank, you do so in reliance on your own judgment. The information contained in this material is based on material we believe to be reliable; however, we do not represent that it is accurate, current, complete, or error free. Assumptions, estimates and opinions contained in this material constitute our judgment as of the date of the material and are subject to change without notice.

ETFs involve numerous risks including, among others, general market risks, credit risks, foreign exchange risks, interest rate risks and liquidity risks. The value of an investment in a Deutsche Bank ETF may go down as well as up and past performance is not a guide to the future. Please refer to the db x-trackers full prospectus and the db x-trackers MSCI Emerging Markets TRN Index ETF simplified prospectus for more information on Deutsche Bank ETFs and to the following link for general information regarding the nature and risk of financial instruments: www.globalmarkets.db.com/riskdisclosures. These documents are available free of charge from Deutsche Bank, London Branch.

This material was prepared by a Sales or Trading or Structuring function within Deutsche Bank, and was not produced, reviewed or edited by the Research Department. Any opinions expressed herein may differ from the opinions expressed by other Deutsche Bank departments including the Research Department. Sales, Trading and Structuring functions are subject to additional potential conflicts of interest which the Research Department does not face.

Deutsche Bank AG is authorised under German Banking Law (competent authority: BaFin – Federal Financial Supervising Authority) and is regulated by the Financial Services Authority for the conduct of investment business in the United Kingdom. The registered address of Deutsche Bank AG, London Branch, is Winchester House, 1 Great Winchester Street, London EC2N 2DB.

Any direct or indirect distribution of this document into the United States, Canada or Japan, or to U.S. persons or U.S. residents, is prohibited.

The index sponsors of the indices referred to herein (including Deutsche Bank AG) make no warranty or representation whatsoever either as to the results obtained from use of the indices and/or the figures at which the said indices stand at any particular day or otherwise. These index sponsors shall not be liable to any person for any error in their indices and shall not be under any obligation to advise any person of any error therein.

You may not distribute this material, in whole or in part, without our express written permission. DEUTSCHE BANK SPECIFICALLY DISCLAIMS ALL LIABILITY FOR ANY DIRECT, INDIRECT, CONSEQUENTIAL OR OTHER LOSSES OR DAMAGES INCLUDING LOSS OF PROFITS INCURRED BY YOU OR ANY THIRD PARTY THAT MAY ARISE FROM ANY RELIANCE ON THIS DOCUMENT OR FOR THE RELIABILITY, ACCURACY, COMPLETENESS OR TIMELINESS THEREOF.

The contents of this document have not been reviewed by any regulatory authority in Hong Kong. You are advised to exercise caution in relation to the offer. If you are in any doubt about any of the contents of this document, you should obtain independent professional advice.”

Copyright 2013 Deutsche Bank AG.