

CORESHARES SCIENTIFIC BETA MULTI FACTOR MINIMUM DISCLOSURE DOCUMENT (FACTSHEET)



31 December 2019

OBJECTIVE

The objective of the portfolio is to track the Scientific Beta CS South Africa Six-Factor Equal Weighted Index. This strategy is created to offer exposure to well-rewarded, academically grounded risk factors, whilst diversifying away as much as possible from non-rewarded, non-systematic risks.

The index, which is constructed and maintained by the EDHEC-Risk Institute in France, provides exposure to the 50 largest and most liquid shares listed on the JSE (primary and secondary) and is rebalanced quarterly.

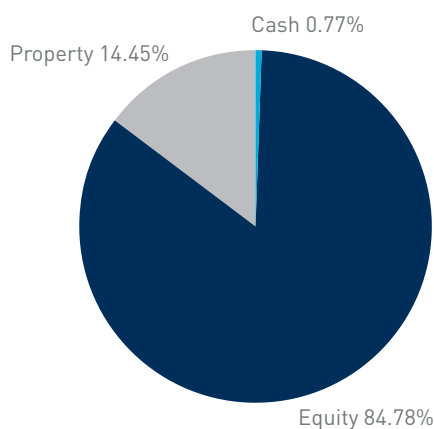
TOP 10 CONSTITUENTS

Constituents	Weight (%)	Constituents	Weight (%)
Anglogold Ashanti Ltd	5.4	Richemont SA Depository Rec	3.7
Anheuser-Busch Inbev SA/NV	5.4	Capital and Countries Properties Plc	3.5
BHP Group Plc	5.2	Growthpoint Properties Ltd	3.0
South32	4.6	Bid Corporation Ltd	2.7
MTN Group Ltd	3.8	Impala Platinum Holdings Ltd	2.6

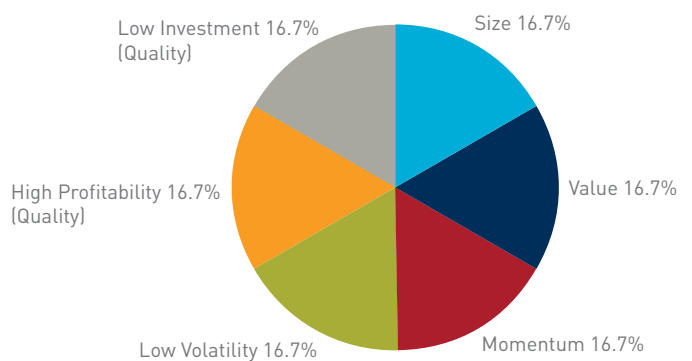
FUND INFORMATION

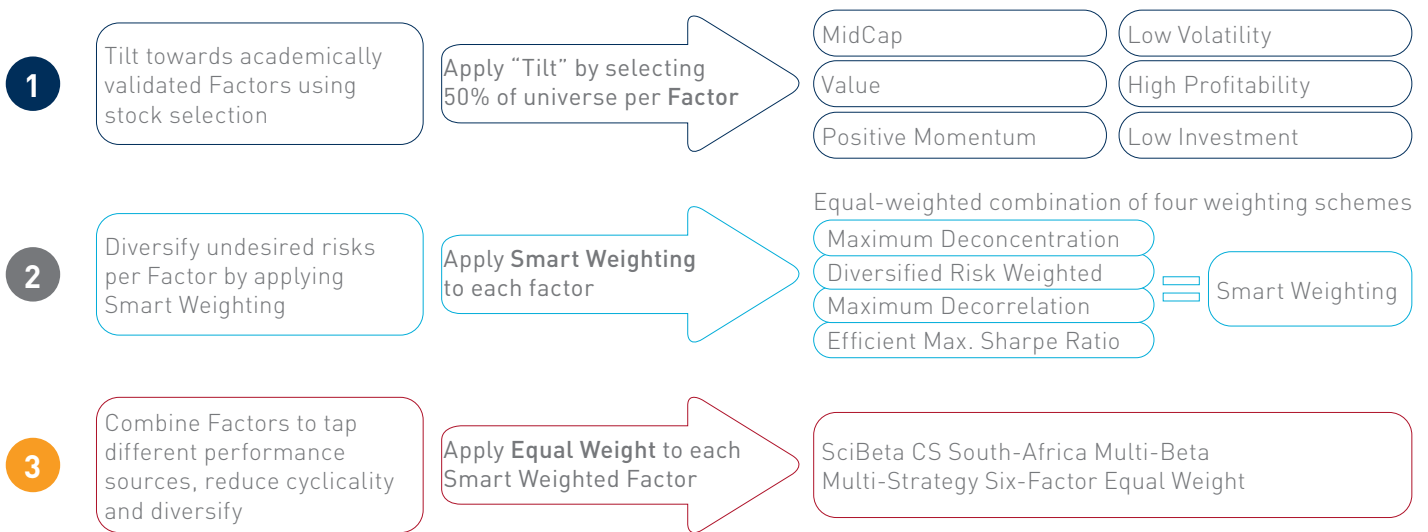
JSE share code	SMART
Classification	South African – Equity – General
Benchmark	Scientific Beta CS South Africa 6F-EW Index
Launch date	10 July 2019
Number of holdings	51
Original price	R47.00
Current price/NAV	R45.20
Shares in issue	2 805 138
Fund size	R126 783 347
Historic yield	4.17%
Management fee (incl in TER)	0.40% [ex VAT]
TER ⁽¹⁾	0.55%
Distribution dates	March, June, September, December
Tracking error	-
Risk profile	Aggressive (5/5) ●●●●●
Trustee	Société Générale Johannesburg Branch
Market maker	Sanlam Private Wealth (SPW)
Asset manager	CoreShares Asset Management

ASSET ALLOCATION



FACTOR ALLOCATION





WHY CHOOSE THIS FUND?

As with all investments, there are certain risks of investing in the CoreShares Scientific Beta Multi Factor Index ETF:

- Can be used as part of a core/satellite approach
- De-concentrated index (risk management)
- Single security and factor diversification
- Cost efficiency
- Transparency
- Active equity replacement strategy

RISKS

As with all investments, there are certain risks of investing in CoreShares Scientific Beta Multi Factor Index Fund:

- Index Tracking Risk – The ETF returns may not match the index returns due to operating costs.
- An investment in the ETF involves risks similar to those of investing in any fund such as liquidity risk and capital risk.

DISCLOSURES

ETFs and Unit Trusts are both CISCA portfolios and therefore they are regulated by the Financial Sector Conduct Authority – however ETFs are listed on the JSE and are therefore also regulated by the JSE. ETFs and Unit Trusts may seem similar in nature as they both hold a basket of shares but there are many differences between the two. The differences not only lie within the investment approach but also: Trading – ETFs are listed on the JSE, Transparency – You know exactly what shares the ETF holds, Fees and minimum investment differs between the funds, ETFs take a passively managed approach whereas active Unit Trusts focus more on an active strategy. CoreShares Index Tracker Managers (RF) (Pty) Ltd (“the Manager”), Registration number 2006/006498/07, is a company incorporated in South Africa acting as a manager of collective investments schemes in securities in terms of Section 42 of the Collective Investments Schemes Control Act and is supervised by the Financial Sector Conduct Authority (FSCA). The registered address of the 4th Floor, Grindrod Tower, 8A Protea Place, Sandton, 2196. The Trustee and Custodian is Société Générale Johannesburg Branch. The Client Administration (Unit Trust only) and the Asset Administration (ETFs and Unit Trusts) is outsourced to Prescient Fund Services (Pty) Limited. Tel: +27 21 700 3600, Address: Prescient House Westlake Business Park Otto Close, Westlake, Cape Town 7945. The Investment Management of the portfolios is outsourced to CoreShares Asset Management (Pty) Ltd, an authorised financial services provider, FSP 46695. This document and any other information supplied in connection with CoreShares is not “advice” as defined and/or contemplated in terms of the Financial Advisory and Intermediary Services Act and, therefore, investors are encouraged to obtain their own independent advice prior to buying participatory interests in CIS portfolios issued by the Manager. Participatory interests in the portfolios issued by the manager qualify as investment instruments for the purposes of Tax Free Savings and Investment account by virtue of Section 12T of the Income Tax Act. You may access the Tax Free Savings and Investment account from your service provider of choice. The Manager is not a service provider for this purpose. Collective Investment Schemes in Securities (CIS) are generally medium to long term investments. The value of participatory interests may go down as well as up and past performance is not necessarily a guide to the future. CIS are traded at ruling prices and can engage in borrowing and scrip lending. A schedule of fees and charges is available on request from the company. Commission and incentives may be paid and if so, would be included in the overall costs. The portfolios track the performance of a particular index and so outperformance of the index is not the objective and, therefore, there are no performance fees at all. The Manager does not provide any guarantee either with respect to the capital or the return of a portfolio. Unlike traditional unit trusts, Exchange Traded Funds (ETFs) are Collective Investment Schemes in Securities (CIS) that trade on stock exchanges. Trading in ETFs will incur the normal costs associated with listed securities, including brokerage, settlement costs, Uncertified Securities Tax (UST), other statutory costs and administrative costs. The price at

HOW TO INVEST

The CoreShares Scientific Beta Multi Factor Index ETF is listed on the JSE which means it can be bought or sold just like shares, throughout the day, through any authorised provider or online platform. i.e. Stockbrokers, Online Share Trading platforms and CoreShares Online.

WHERE TO VIEW THE INDEX AND ITS PERFORMANCE

<http://www.scientificbeta.com/#/index/XXX-CS01-MA5>

MANAGER INFORMATION

CoreShares Index Tracker Managers (RF) (Pty) Ltd
 4th Floor, Grindrod Tower, 8A Protea Place, Sandton.
 PO Box 78011, Sandton, 2146.

which ETFs trade on an Exchange may differ from the Net Asset Value price published at the close of the trading day, because of intra-day price movements in the value of the constituent basket of securities. The portfolio is valued on every business day at 17h00. The current price means the net asset value, which is the total market value of all assets in the portfolio including any income accruals and less any quantifiable and non-quantifiable deductions from the portfolio divided by the number of participatory interests in issue. The ETFs trade on the JSE during JSE trading hours. The NAV is published daily and is available on the website www.coreshares.co.za. For a tracking error of the portfolio refer to Minimum Disclosure Document. The index and its performance as tracked by the exchange traded fund can be viewed on the website www.coreshares.co.za. The General Investor Report is published on a quarterly basis and is available on request and on our website. The portfolio may borrow up to 10% of its net assets on a temporary basis. Such borrowings are permitted only to meet the portfolio’s obligations in relation to (i) the administration of the Fund relating to purchase or sale transactions; and/or (ii) the redemption or cancellation of participatory interests in the portfolio. Borrowings in relation to (i) above are only permitted for a period of up to 8 calendar days, and 61 calendar days in respect of (ii). Past portfolio performance is measured on a rolling monthly basis. Brochures, prospectuses, Supplemental Trust Deeds, Annual Financial Statements are available on our websites and/or office nearest to you free of charge. The Manager shall, wherever possible, avoid situations causing a conflict of interest. Where it is not possible to avoid such conflict, The Manager shall advise you of such conflict in writing at the earliest reasonable opportunity and shall mitigate the conflict of interest in accordance with its conflict of interest Management Policy. You may send a blank email with a subject “conflict of interest” to the compliance officer, should you need a copy of this policy. Complaints should be directed to the Compliance Officer. The Complaints Resolution Policy is available on request. The Compliance Officer’s email address is compliance@coreshares.co.za. Total expense ratio (TER) is a measure of a portfolio’s assets that have been expended as payment for services rendered in the management of the portfolio or collective investment scheme, expressed as a percentage of the average daily value of the portfolio or collective investment scheme calculated over a period of a financial year by the manager of the portfolio or collective investment scheme. A higher TER does not necessarily imply a poor return, nor does a low TER imply a good return. The current TER cannot be regarded as an indication of future TERs. The financial year of the Manager and the portfolios is 31 December each year. The portfolio currently does not charge any initial fees, performance fees or advisory fees. Trustee and custodian: Société Générale Johannesburg Branch Telephone 011 448 8427 Address: 160 Jan Smuts Avenue, Rosebank.
 Issued 29 January 2020
 SMART: V.SB19_12_07