

# etfSA RA Wealth Default Portfolio

Factsheet - October 2023



The Home of Retirement Funds



## PORTFOLIO DESCRIPTION

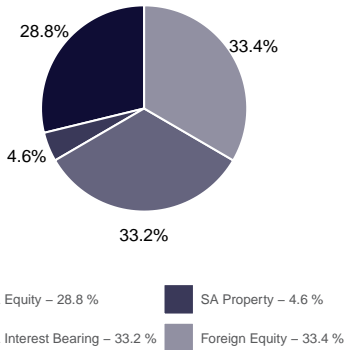
The objective of the etfSA RA Wealth Default Portfolio is to offer a static strategic asset allocation into a limited range of vanilla asset class ETFs, with a low tracking error allowance. This default investment portfolio is offered to comply with Section 36 of the Pension Funds Act, No. 24 of 1956, as amended on 25 August 2017, with specific reference to Regulation 37-40. Although the portfolio aims to add an element of protection to invested capital, it does not offer capital or performance guarantees, therefore portfolio value fluctuations may occur in the short term.

## INVESTOR PROFILE

The Portfolio is ideal for investors who are self-employed or already contributing to an employer's retirement fund and would like to make additional savings for retirement. The portfolio is suitable for an investor with a medium-to-long-term investment horizon. The portfolio makes no claims to generating alpha from any source, but rather offers a low tracking error and passive allocation to strategic asset classes. The portfolio is well-suited for moderate risk-taking investors desiring market-related returns, whatever those may be.

## PORTFOLIO ALLOCATION

## STATEMENT OF CHANGES (%)

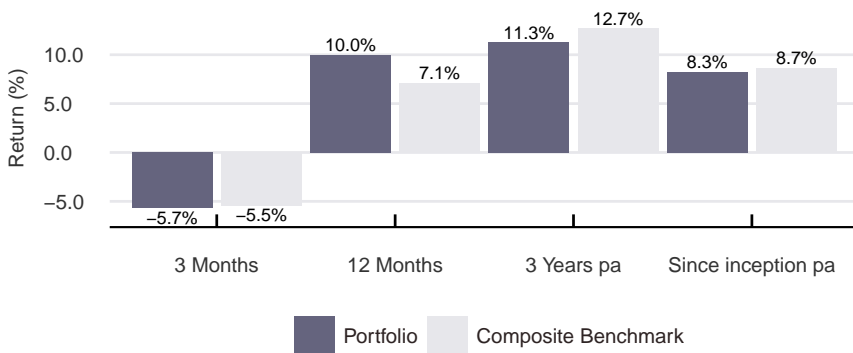


Asset Class	Current Oct-23	Previous Sep-23	Change
SA Equity	28.8	30.1	-1.3
SA Property	4.6	5	-0.4
SA Interest Bearing	33.2	30.1	3.1
<b>Total Local</b>	<b>66.6</b>	<b>65.2</b>	<b>1.4</b>
Foreign Equity	33.4	34.8	-1.4
Foreign Interest Bearing	0	0	0
<b>Total Foreign</b>	<b>33.4</b>	<b>34.8</b>	<b>-1.4</b>
Commodities	0	0	0
<b>Total</b>	<b>100</b>	<b>100</b>	<b>0</b>

## PORTFOLIO HOLDINGS

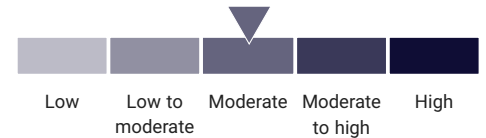
View the Portfolio Holding Allocation Factsheet on the etfSA.co.za website under Products > Retirement Annuity Fund > Portfolio Holdings or simply click here.

## PERFORMANCE



## KEY INFORMATION

### RISK PROFILE



### INVESTMENT OBJECTIVE

Balance between income and capital growth within regulatory constraints

### RETURN TARGET

CPI + 5% over rolling 5 years

### RECOMMENDED INVESTMENT TIME HORIZON

> 5 years

### ASISA SECTOR - COMPARATIVE

ASISA SA Multi-Asset Medium Equity

### PORTFOLIO COMPOSITE BENCHMARK

30% Capped SWIX (SA Equity) + 5% SAPY (SA Property) + 5% STeFI (SA Cash) + 25% ALBI (SA Bonds) + 35% ACWI (Foreign Equity ZAR)

### LAUNCH DATE

February 2019

### PORTFOLIO MANAGEMENT FEES

TER: 0.30% p.a. | TIC: 0.30% p.a.

### REGULATORY STRUCTURE

Regulation 28 compliant

### PORTFOLIO ESG SCORE - MSCI FUND RATINGS

Average (A)