

10X S&P Global Dividend Aristocrats Exchange Traded Fund

29 FEBRUARY 2024
Minimum Disclosure Document



Tel. 021 412 1010 Email: invest@10X.co.za
www.10x.co.za

About 10X

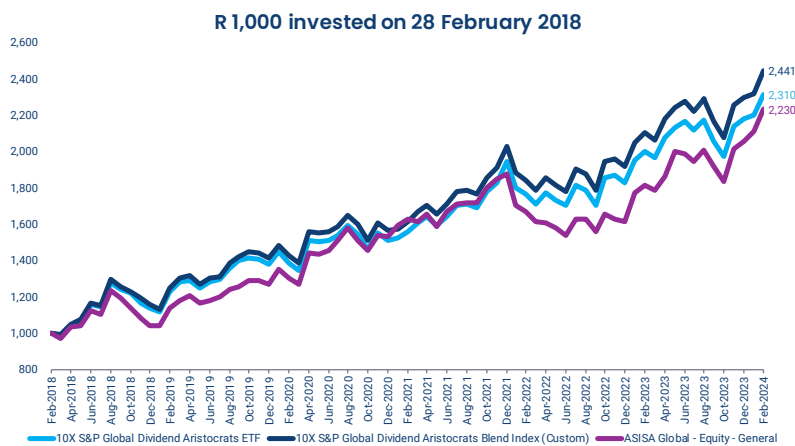
10X Investments began investing money in 2007 and currently has R48 billion under management. We manage a range of investments from pensions to discretionary investments.

10X Index Fund Managers has been authorised since 2018 as a manager of Collective Investment Schemes.

About the fund

The investment objective of the portfolio shall be to track the S&P Global Dividend Aristocrats Blend Index (Custom) as closely as possible. The index is designed to simulate a portfolio of S&P regional Dividend Aristocrats underlying indices with an allocation representing regionally neutral exposure to the included countries as they appear in the S&P Global LargeMidCap Index (a comprehensive index that measures the performance of global equity markets). The included regions are Canada, Europe, Pan Asia and the United States.

The Fund offers exposure to high quality companies with a long history of paying stable and increasing dividends.



SOURCE: 10X Investments, SPDJI, Morningstar. Total Return.

Fund Facts

ASISA classification:	Global - Equity - General														
Regulation 28:	Not compliant														
Ideal time horizon:	7 years and longer														
Benchmark:	S&P Global Dividend Aristocrats Blend Index (Custom)														
Risk profile:	Aggressive														
NAV:	R 20.25														
Shares in issue:	129 605 345														
Management fee:	0.35% plus VAT														
Ongoing charges:	<table border="0"> <tr> <td>Management fee</td> <td>0.35%</td> </tr> <tr> <td>Charges by third parties:</td> <td></td> </tr> <tr> <td>- VAT</td> <td>0.05%</td> </tr> <tr> <td>- Other costs</td> <td>0.12%</td> </tr> <tr> <td>TER</td> <td>0.52%</td> </tr> <tr> <td>Transaction costs</td> <td>0.00%</td> </tr> <tr> <td>TIC</td> <td>0.52%</td> </tr> </table>	Management fee	0.35%	Charges by third parties:		- VAT	0.05%	- Other costs	0.12%	TER	0.52%	Transaction costs	0.00%	TIC	0.52%
Management fee	0.35%														
Charges by third parties:															
- VAT	0.05%														
- Other costs	0.12%														
TER	0.52%														
Transaction costs	0.00%														
TIC	0.52%														
Distribution frequency:	June, December														
Last distribution:	18.3500														
Fund size:	R 2 624 million														
Market maker:	Sanlam Private Wealth (SPW)														
Fund inception date:	22 February 2018														
JSE share code:	GLODIV														
Valuation time:	17h00														
Cut off time:	14h00														

Fund and benchmark returns vs ASISA category average

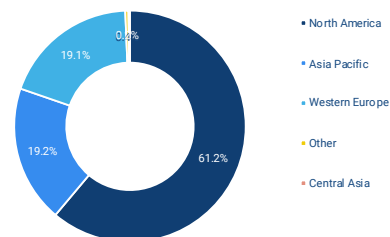
	1 Month	3 Month	1 Year	3 Year	Since Inception
10X S&P Global Dividend Aristocrats Exchange Traded Fund	5.3%	8.3%	15.6%	14.1%	15.0%
S&P Global Dividend Aristocrats Blend Index	5.3%	8.5%	16.3%	14.8%	16.0%
ASISA Global - Equity - General	5.8%	10.9%	22.9%	11.1%	14.3%

SOURCE: 10X Investments, Bloomberg, Morningstar. All returns greater than 12 months are annualised. Returns represent the net total return and distributions are reinvested.

Top 10 holdings as % of fund (look-through)

HORMEL FOODS CORP	1.1%
LOWE'S COS INC	1.0%
ALBEMARLE CORP	1.0%
PETROCHINA CO LTD-H	1.0%
ECOLAB INC	1.0%
CATERPILLAR INC	1.0%
EMERSON ELECTRIC CO	1.0%
LINDE PLC	1.0%
DOVER CORP	1.0%
NUCOR CORP	1.0%

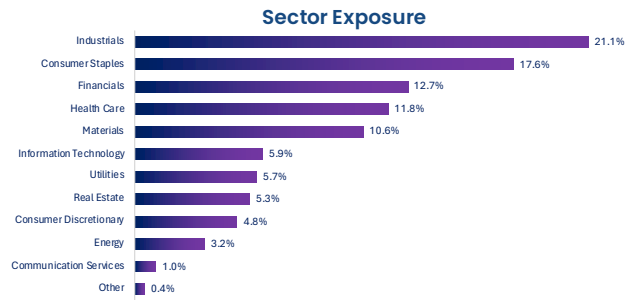
Regional Exposure



Portfolio characteristics

Sector Exposure	Fund %
Industrials	21.1%
Consumer Staples	17.6%
Financials	12.7%
Health Care	11.8%
Materials	10.6%
Information Technology	5.9%
Utilities	5.7%
Real Estate	5.3%
Consumer Discretionary	4.8%
Energy	3.2%
Communication Services	1.0%
Other	0.4%

SOURCE: 10X Investments, Morningstar



Why choose this fund?

- ✓ Exposure to global quality companies
- ✓ Rand hedge diversification benefits
- ✓ Global inflation hedge
- ✓ Cost-effective



How to invest

10X Global Dividend Aristocrats Exchange Traded Fund is listed on the JSE Limited which means it can be bought or sold just like shares, throughout the day.

Custodian and Trustee

Rand Merchant Bank, a division of FirstRand Bank Limited
Tel: 087 736 1732

Management Company

Office 01401, 14th Floor, The Terraces
Cnr Bree and Waterkant Street
Cape Town, 8001
Tel: 021 412 1010

Disclaimer & Footnotes

10X Fund Managers (RF) (Pty) Ltd ("the Manager"), is a company incorporated in South Africa registered as a manager of collective investments schemes in securities in terms of Section 42 of the Collective Investments Schemes Control Act and is regulated by the Financial Sector Conduct Authority. The registered address of the Manager is 14th Floor, The Terraces, 34 Bree Street, Cape Town, 8001. The Trustee and Custodian is FirstRand Bank Limited, Tel: 27 11 282 8000, Address: 3 Merchant Place, Cnr Fredman Dr and Bute Lane, Sandton, 2196. The Investment Management of the portfolio is outsourced to 10X Investments is authorised in terms of the FAIS Act to provide cat II Discretionary Financial Services FSP #28250.

10X Fund Managers is the manager ultimately accountable for the management of the scheme and the portfolios. Client and Asset administration is outsourced to Prescient Fund Services (Pty) Limited, Tel: +27 21 700 5475; Address: Prescient House, Westlake Office Park Otto Close, Westlake, 7945, Cape Town. This document and any other information supplied in connection with 10X Investments is not "advice" as defined and/or contemplated in terms of the Financial Advisory and Intermediary Services Act, 2002 and, therefore, investors are encouraged to obtain their own independent advice prior to buying participatory interests in CIS portfolios issued by the Manager. Participatory interests in the portfolios issued by the Manager qualify as investment instruments for the purposes of Tax-Free Savings and Investment account by virtue of Section 12T of the Income Tax Act (available on certain LISPs). Collective investments are calculated on a net asset value (NAV) basis, which is the total market value of all assets in the portfolio including any income accruals and less any deductible expenses such as audit fees, brokerage, and service fees. Actual investment performance of the portfolio and the investor will differ depending on the initial fees applicable, the actual investment date, and the date of reinvestment of income as well as dividend withholding tax. Collective investment schemes are generally medium to long-term investments. The value of participatory interests or the investment may go down as well as up. Past performance is not necessarily a guide to future performance. Past portfolio performance is measured on a rolling monthly basis. The Manager does not provide any guarantee either with respect to the capital or the return of the portfolio. Collective investment schemes are traded at ruling prices and can engage in borrowing and scrip lending. The portfolio may borrow up to 10% of its net assets on a temporary basis. Such borrowings are permitted only to meet the portfolio's obligations in relation to (i) the administration of the portfolio relating to purchase or sale transactions; and/or (ii) the redemption or cancellation of participatory interests in the portfolio. Borrowings in relation to (i) the administration of the portfolio relating to purchase or sale transactions are only permitted for a period of up to 8 calendar days, and in respect of (ii) redemption or cancellation of participatory interests in the portfolio, borrowings are limited for a period of 61 calendar days. A schedule of fees and charges and maximum commissions is available on request from the Manager free of charge. There are no performance fees charged in the portfolio. Commission and incentives may be paid and if so, would be included in the overall costs. The portfolio may from time to time invest in foreign securities which could be accompanied by additional risks such as macroeconomic risks, political risks, foreign exchange risks, tax risks, settlement risks as well as potential limitations on the availability of market information. Additional information on the portfolio such as the annual reports, brochures and quarterly general investor reports are published on our website (www.intermediaries.10x.co.za) and will also be made available to investors on request free of charge, the application form for investment in a portfolio will be made available to investors on request. The Manager has a right to close the portfolio to new investments at any time in order to be managed more efficiently in accordance with its mandate. 10X Investments shall, wherever possible, avoid situations which may cause conflicts between the interests of the Manager and the interests of investors. Where it is not possible to avoid conflicts of interest, 10X shall disclose to investors all conflicts or possible conflicts and the manner in which such conflicts are managed. Total expense ratio (TER) is a measure of a portfolio's assets that have been expended as payment for services rendered in the management of the portfolio or collective investment scheme (CIS), expressed as a percentage of the average daily value of the portfolio or CIS calculated over rolling three-year periods coinciding with a calendar quarter end and annualised. A higher TER does not necessarily imply a poor return, nor does a low TER imply a good return. The current TER may not necessarily be an accurate indication of future TER's. Transaction costs (TC) is a measure to determine the costs incurred in buying and selling the underlying assets of a portfolio or CIS, expressed as a percentage of the average daily value of the portfolio or CIS calculated over a period of three years on an annualised basis. TC are a necessary cost in administering the portfolio or CIS and impacts returns. It should not be considered in isolation as returns may be impacted by many other factors over time including market returns, the type of portfolio or CIS, the investment decisions of the investment manager and the TER. Total investment charges is a measure of the total value of portfolio incurred as costs relating to the investment of the portfolio or CIS. The NAV is published daily and is available on the website (www.intermediaries.10x.co.za).