

CORESHARES S&P GLOBAL DIVIDEND ARISTOCRATS EXCHANGE TRADED FUND

MINIMUM DISCLOSURE DOCUMENT (FACTSHEET)



31 March 2021

OBJECTIVE

The investment policy of the portfolio shall be to track the S&P Global Dividend Aristocrats Blend Index (Custom) as closely as possible. The index is designed to simulate a portfolio of S&P regional Dividend Aristocrats underlying indices with an allocation representing regionally neutral exposure to the included countries as they appear in the S&P Global LargeMidCap Index (a comprehensive index that measures the performance of global equity markets). The included regions are Canada, Europe, Pan Asia and the United States.

TOP 10 CONSTITUENTS

Constituents	Weight (%)	Constituents	Weight (%)
NUCOR CORP	1.22	AUTOMATIC DATA PROCESS	0.98
PEOPLES UNITED FINANCIAL	1.05	GENERAL DYNAMICS CORP	0.98
CATERPILLAR INC	1.03	CINCINNATI FINL CORP	0.97
EXXON MOBIL CORP	1.00	CHEVRON CORP	0.96
AO SMITH CORP	0.99	WALGREEN CO	0.95

ETF HOLDINGS

ETF	Weight (%)
SPDR S&P Pan Asia Dividend Aristocrats ETF	19.60
iShares S&P/TSX Canadian Dividend Aristocrats ETF	3.00
iShares Asia Pacific Dividend ETF	2.83

ANNUALISED PAST PORTFOLIO PERFORMANCE PERIOD ENDING 31 MARCH 2021

	1 Year	3 Years	Since inception
CoreShares S&P Global Dividend Aristocrats Exchange Traded Fund	19.4%	17.6%	16.0%
S&P Global Dividend Aristocrats Index (Custom)	20.7%	18.9%	17.5%

Lowest 12 month return	Highest 12 month return
-9.7%	38.5%

Source: CoreShares Asset Management

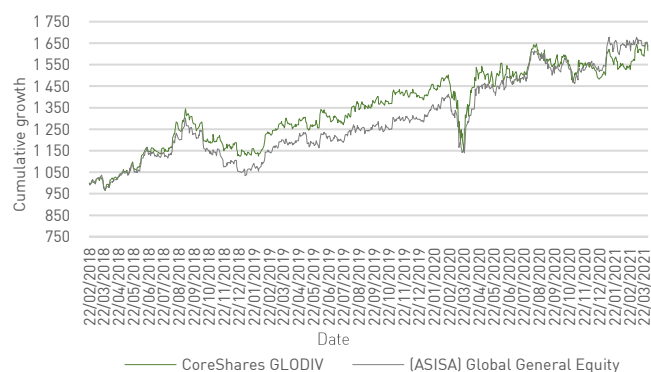
The past portfolio performance is calculated on a rolling monthly basis, lump sum, NAV to NAV and distributions reinvested. Annualised return is weighted average compound growth rate over period measured. The investor performance may differ as a result of advisor fees (where applicable), actual investment date, date of reinvestment and dividend withholding tax. Past performance is not necessarily a guide to future performance. The lowest and highest returns show the lowest and highest consecutive 12 month return experienced since inception. Please note that this portfolio invests in markets which keep different trading hours to South Africa which would affect pricing of currencies as well as that of the underlying instruments held in the portfolio. Accordingly the return profile of the portfolio, which is priced in Rands at a point in time may differ to the official index return, in part, due to these reasons. (Return differential: -1.60%, Daily tracking error: 0.42%)

FUND INFORMATION

Classification	Global - Equity - General
Benchmark	S&P Global Dividend Aristocrats Blend Index (Custom)
Launch date	22 February 2018
Number of holdings	110
Fund size	R730 378 191
Current price/NAV	R14.87
Shares in issue	49 121 857
Annual fee	0.35%
Last 12 month distributions	24.24 CPU
Historic yield	1.63%
Share code	GLODIV
Listing price	R9.60
Distribution dates	June, December
Trustee and custodian	ABSA Bank Limited
Market maker	Sanlam Private Wealth (SPW)
Asset manager	CoreShares Asset Management
Exchange	The Johannesburg Stock Exchange
Risk profile	Aggressive (5/5) ●●●●●
TER	0.74%
TC ⁽¹⁾	0.00%
TIC	0.74%
Valuation time	17h00
Cut off time for transaction	14h00

CUMULATIVE PERFORMANCE FROM LAUNCH

Fund net return vs peer group

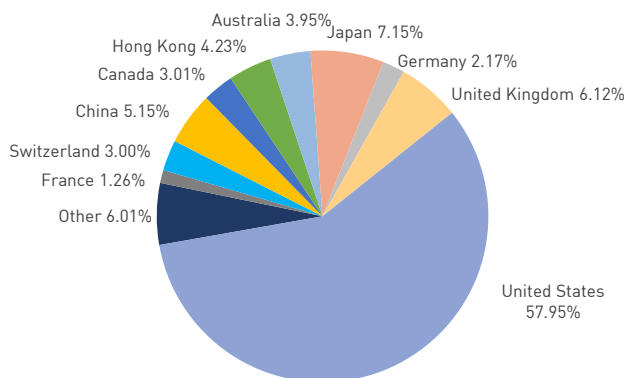


Source: CoreShares Asset Management, Morningstar Direct.

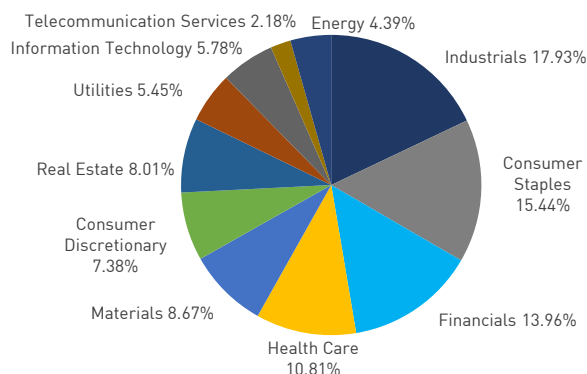
Performance is calculated on a cumulative monthly basis, lump sum (assumes an initial amount of R1000), NAV to NAV and distributions reinvested. The investor performance may differ as a result of advisor fees (where applicable), actual investment date, date of reinvestment and dividend withholding tax. Past performance is not necessarily a guide to future performance.

⁽¹⁾The TC is 0% as the custody fees are currently being subsidised.

COUNTRY WIEGHTINGS



SECTOR WIEGHTINGS



WHY CHOOSE THIS FUND?

The benefits of CoreShares Global Dividend Aristocrats ETF are the following:

- Exposure to global quality companies
- Rand hedge diversification benefits
- Global inflation hedge Useful asset allocation tool for investors
- Cost-effective

RISK

As with all investments, there are certain risks of investing in CoreShares S&P Global Dividend Aristocrats Exchange Traded Fund:

- Index Tracking Risks – the ETFs returns not match the index returns due to operating costs
- An investment in the ETF involves risks similar to those of investing in any fund or ETF of equity securities such as liquidity risk and capital risk
- The ETF also holds foreign securities, which may come with foreign exchange, macroeconomic, tax, and settlement risks.
- The ETF also holds foreign securities, which may come with foreign exchange, macroeconomic, tax, and settlement risks.

DISCLOSURES

ETFs and Unit Trusts are both CISCA portfolios and therefore they are regulated by the Financial Sector Conduct Authority – however ETFs are listed on the JSE and are therefore also regulated by the JSE. ETFs and Unit Trusts may seem similar in nature as they both hold a basket of shares but there are many differences between the two. The differences not only lie within the investment approach but also: Trading – ETFs are listed on the JSE, Transparency – You know exactly what shares the ETF holds, Fees and minimum investment differs between the funds, ETFs take a passively managed approach whereas active Unit Trusts focus more on an active strategy. CoreShares Index Tracker Managers (RF) (Pty) Ltd (‘the Manager’), Registration number 2006/006498/07, is a company incorporated in South Africa acting as a manager of collective investments schemes in securities in terms of Section 42 of the Collective Investments Schemes Control Act and is supervised by the Financial Sector Conduct Authority (FSCA). The registered address of the Manager is 4th Floor, Grindrod Tower, 8A Protea Place, Sandton, 2196. The Trustee and Custodian is ABSA Bank Limited Telephone 011 501 5292 Address 1st Floor, 15 Alice Lane, Sandton, Johannesburg, 2196. The Client Administration (Unit Trust only) and the Asset Administration (ETFs and Unit Trusts) is outsourced to Prescient Fund Services (Pty) Limited. Tel: +27 21 700 3600, Address: Prescient House Westlake Business Park Otto Close, Westlake, Cape Town 7945. The Investment Management of the portfolios is outsourced to CoreShares Asset Management (Pty) Ltd, an authorised financial services provider, FSP 46695. This document and any other information supplied in connection with CoreShares is not ‘advice’ as defined and/or contemplated in terms of the Financial Advisory and Intermediary Services Act and, therefore, investors are encouraged to obtain their own independent advice prior to buying participatory interests in CIS portfolios issued by the Manager. Participatory interests in the portfolios issued by the manager qualify as investment instruments for the purposes of Tax Free Savings and Investment account by virtue of Section 12T of the Income Tax Act. You may access the Tax Free Savings and Investment account from your service provider of choice. The Manager is not a service provider for this purpose. Collective Investment Schemes in Securities (CIS) are generally medium to long term investments. The value of participatory interests may go down as well as up and past performance is not necessarily a guide to the future. CIS are traded at ruling prices and can engage in borrowing and scrip lending. A schedule of fees and charges is available on request from the company. Commission and incentives may be paid and if so, would be included in the overall costs. The portfolios track the performance of a particular index and so outperformance of the index is not the objective and, therefore, there are no performance fees at all. The Manager does not provide any guarantee either with respect to the capital or the return of a portfolio. Unlike traditional unit trusts, Exchange Traded Funds (ETFs) are Collective Investment Schemes in Securities (CIS) that trade on stock exchanges. Trading in ETFs will incur the normal costs associated with listed securities, including brokerage, settlement costs, Uncertified Securities Tax (UST), other statutory costs and administrative

ASSET ALLOCATION



HOW TO INVEST (CORESHARES S&P GLOBAL DIVIDEND ARISTOCRATS EXCHANGE TRADED FUND)

CoreShares S&P Global Dividend Aristocrats Exchange Traded Fund is listed on the Johannesburg Stock Exchange which means it can be bought or sold just like shares, throughout the day.

MANAGER INFORMATION

Coreshares Index Tracker Managers (RF) (Pty) Ltd
4th Floor, Grindrod Tower, 8A Protea Place, Sandton.
PO Box 78011, Sandton, 2146.

WHERE TO VIEW THE INDEX AND ITS PERFORMANCE

Index information and performance can be found on:

<https://coreshares.co.za/products/coreshares-global-dividend/>

costs. The price at which ETFs trade on an Exchange may differ from the Net Asset Value price published at the close of the trading day, because of intra-day price movements in the value of the constituent basket of securities. The portfolio is valued on every business day at 17h00. The current price means the net asset value, which is the total market value of all assets in the portfolio including any income accruals and less any quantifiable and non-quantifiable deductions from the portfolio divided by the number of participatory interests in issue. The ETFs trade on the JSE during JSE trading hours. The NAV is published daily and is available on the website www.coreshares.co.za. For a tracking error of the portfolio refer to Minimum Disclosure Document. The index and its performance as tracked by the exchange traded fund can be viewed on the website www.coreshares.co.za. The General Investor Report is published on a quarterly basis and is available on request and on our website. The portfolio may borrow up to 10% of its net assets on a temporary basis. Such borrowings are permitted only to meet the portfolio’s obligations in relation to (i) the administration of the Fund relating to purchase or sale transactions; and/or (ii) the redemption or cancellation of participatory interests in the portfolio. Borrowings in relation to (i) above are only permitted for a period of up to 8 calendar days, and 61 calendar days in respect of (ii). Past portfolio performance is measured on a rolling monthly basis. Brochures, prospectuses, Supplemental Trust Deeds, Annual Financial Statements are available on our websites and/or office nearest to you free of charge. The Manager shall, wherever possible, avoid situations causing a conflict of interest. Where it is not possible to avoid such conflict, The Manager shall advise you of such conflict in writing at the earliest reasonable opportunity and shall mitigate the conflict of interest in accordance with its conflict of interest Management Policy. You may send a blank email with a subject ‘‘conflict of interest’’ to the compliance officer, should you need a copy of this policy. Complaints should be directed to the Compliance Officer. The Complaints Resolution Policy is available on request. The Compliance Officer’s email address is compliance@coreshares.co.za. Total expense ratio (TER) is a measure of a portfolio’s assets that have been expended as payment for services rendered in the management of the portfolio or collective investment scheme, expressed as a percentage of the average daily value of the portfolio or collective investment scheme calculated over a period of a financial year by the manager of the portfolio or collective investment scheme. A higher TER does not necessarily imply a poor return, nor does a low TER imply a good return. The current TER cannot be regarded as an indication of future TERs. The financial year of the Manager and the portfolios is 31 December each year. The portfolio currently does not charge any initial fees, performance fees or advisory fees.

Issued 16 April 2021
GL0DIV: V.SBZ1_03_37