

etfSA LA Wealth Conservator Portfolio

Factsheet – October 2021



PORTFOLIO DESCRIPTION

The objective of the etfSA LA Wealth Conservator Portfolio is to prioritise income generation from a broad range of sources – interest, dividends and other distributions, both domestic and global – offering a lower risk solution for members. Although the portfolio aims to add an element of protection to invested capital, it does not offer capital or performance guarantees, therefore portfolio value fluctuations may occur in the short term.

INVESTOR PROFILE

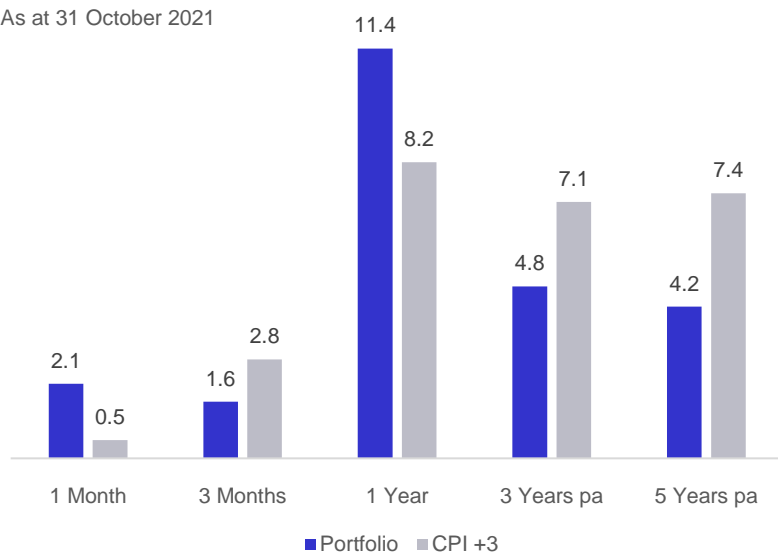
The Portfolio is ideal for investors who want a low cost, transparent investment-linked living annuity. The portfolio is suitable for an investor with a relatively short-term investment horizon – investors who are close to retirement, who wish to preserve the value of their retirement savings and require maximum income from their investment. The portfolio is well-suited for conservative investors with real return objectives, seeking long term wealth creation, who in terms of their liabilities, must earn investment returns more than inflation.

PORTFOLIO HOLDINGS

Asset Class	Exchange Traded Product (ETP)	%
SA Equity	Satrix Top 40 ETF, Satrix INDI ETF, Satrix RESI ETF, Satrix DIVI ETF, Satrix FINI ETF, Ashburton Mid Cap ETF, Coeshares PrefTrax ETF	38.8
SA Property	-	-
SA Interest Bearing	Cash NewFunds GOVI ETF	4.8 39.2
Foreign Equity	CoreShares Global Dividend Aristocrats ETF, Sygnia Itrix FTSE 100 ETF, Sygnia Itrix Solactive Global Healthcare ETF, FNB iShares Global Clean Energy ETN (Compo), Satrix MSCI Emerging Markets ESG ETF	14.0
Foreign Property	CoreShares Global Property ETF	1.6
Foreign Interest Bearing	Ashburton World Government Bond ETF	1.6
Commodities	-	-

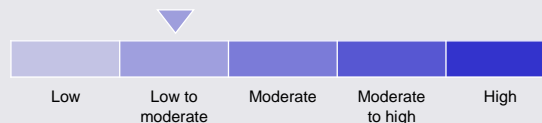
PERFORMANCE (%)

As at 31 October 2021



KEY INFORMATION

RISK PROFILE



INVESTMENT OBJECTIVE

Focus on income with modest capital growth

RETURN TARGET

CPI + 3% over rolling 3 years

RECOMMENDED INVESTMENT TIME HORIZON

< 3 years

ASISA SECTOR - COMPARATIVE

ASISA SA Multi-Asset Low Equity

PORTFOLIO COMPOSITE BENCHMARK

30% Capped SWIX (SA Equity) + 15% SAPY (SA Property) + 15% STeFI (SA Cash) + 15% ALBI (SA Bonds) + 25% MXWR (Foreign Equity ZAR)

LAUNCH DATE

December 2015

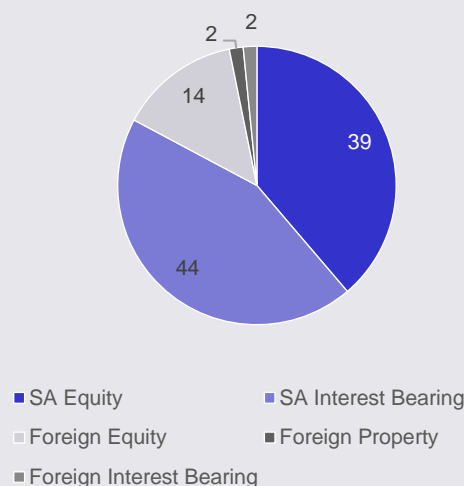
PORTFOLIO MANAGEMENT FEES

TER: 0.25% p.a. | TIC: 0.25% p.a.

REGULATORY STRUCTURE

27Four Life Policy

ASSET ALLOCATION (%)



+27 (0)10 446 0374 | lafunds@etfsa.co.za | www.etfsa.co.za | 51 West Street, Houghton, Johannesburg, 2198

Disclaimer © 2021 This document should not be considered as an offer or solicitation of an offer to sell, buy or subscribe for any securities or investment products. This document is not guaranteed for accuracy, completeness or otherwise. It may not be considered as advice, a recommendation or an offer to enter into or conclude any transactions. etfSA recommends that financial advice be sought should any party seek to place any reliance on the information contained herein or for purposes of determining the suitability of the products for the investor as mentioned in this document. etfSA, its sponsors, administrators, contributors and product providers disclaim any liability for any loss, damage, or expense that might occur from the use of or reliance on the data and services provided through this document. The information contained in this document may not be construed as legal, accounting, regulatory or tax advice and is given without any liability whatsoever. Past performance is no guarantee of future returns. Any modelling or back-testing data contained in this document should not be construed as a statement or projection as to future performance. All returns quoted are net of fees – that is, after deduction of all expenses as quoted in the Portfolio Management TER. Returns for periods exceeding one year are annualised. All returns are in Rands. The benchmark is a composite benchmark as per the weights and indices as indicated - The return is an estimate and is displayed as a general guide which is subject to change without notice to investors. etfSA.co.za is the registered trading name of M F Brown, an authorised Financial Services Provider (FSP 39217). The etfSA Portfolio Management Company (Pty) Ltd (Reg No 2012/019954/07), is a juristic representative of etfSA Investment Services (Pty) Ltd (Reg. No. 2006/001083/07), an authorised financial services provider (FSP 40107).