

etfSA LA Wealth Maximiser Portfolio

Factsheet – June 2022



PORTFOLIO DESCRIPTION

The etfSA LA Wealth Maximiser Portfolio aims to preserve the purchasing power of assets over time by achieving targeted returns of 10% in excess of the level of inflation (as measured by the Consumer Price Index, or CPI) over rolling seven year periods, while reducing the volatility associated with market-linked investments. The Portfolio is constructed through strategic allocations into a range of exchange traded products, exposed to different asset classes, which optimises the cost efficiency and transparency of the Portfolio.

INVESTOR PROFILE

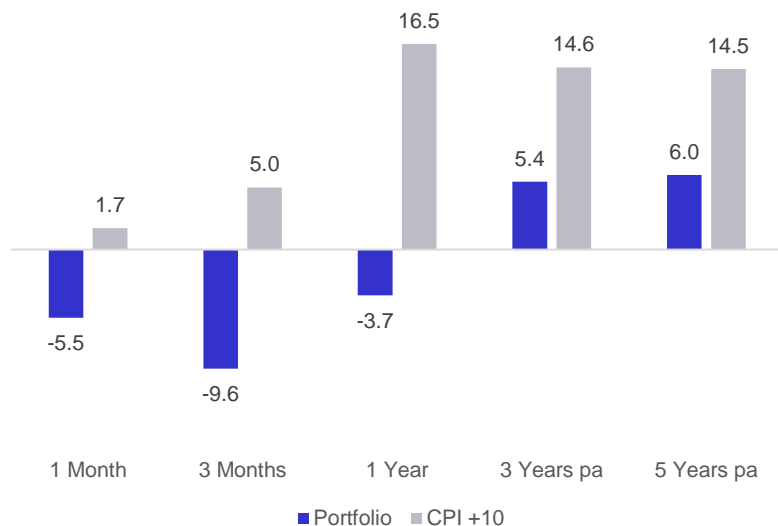
The Portfolio is ideal for investors who want a low cost, transparent investment-linked living annuity. The portfolio is suitable for investors with a very long investment horizon, who want to maximise the potential capital growth of their retirement savings through a very high targeted real return. The portfolio is only suitable for investors with both a very high tolerance for risk, and sufficient capital to withstand significant potential drawdowns in the near term.

PORTFOLIO HOLDINGS

Asset Class	Exchange Traded Product (ETP)	%
SA Equity	Satrix Top 40 ETF, NewFunds Value Equity ETF, FNB Mid Cap ETF, Satrix RESI ETF, Satrix DIVI ETF, Satrix FINI ETF, Satrix INDI ETF	48.4
SA Property	-	-
SA Interest Bearing	Cash Satrix SA Government Bond ETF	0.1 4.9
Foreign Equity	Satrix S&P 500 ETF, Satrix Nasdaq 100 ETF, Sygnia Itrix FTSE 100 ETF, Sygnia Itrix Solactive Global Healthcare ETF, Satrix Global Infrastructure ETF, Satrix MSCI India ETF	26.6
Foreign Property	CoreShares Global Property ETF	6.9
Foreign Interest Bearing	-	-
Commodities	1investGold ETF, 1invest Rhodium ETF	13.1

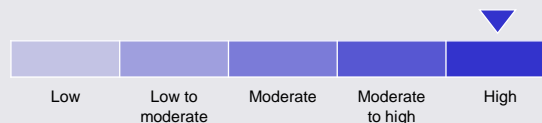
PERFORMANCE (%)

As at 30 June 2022



KEY INFORMATION

RISK PROFILE



INVESTMENT OBJECTIVE

Capital growth

RETURN TARGET

CPI + 10% over rolling 7 years

RECOMMENDED INVESTMENT TIME HORIZON

> 10 years

ASISA SECTOR - COMPARATIVE

ASISA Global Equity General

PORTFOLIO COMPOSITE BENCHMARK

30% Capped SWIX (SA Equity) + 0% SAPY (SA Property) + 0% STeFI (SA Cash) + 0% ALBI (SA Bonds) + 70% MXWR (Foreign Equity ZAR)

LAUNCH DATE

December 2015

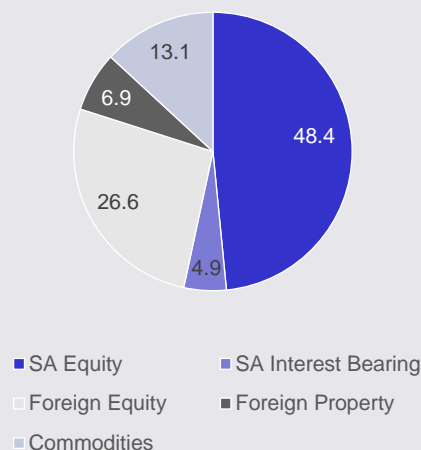
PORTFOLIO MANAGEMENT FEES

TER: 0.25% p.a. | TIC: 0.25% p.a.

REGULATORY STRUCTURE

27Four Life Policy

ASSET ALLOCATION (%)



+27 (0)10 446 0374 | lafunds@etfsa.co.za | www.etfsa.co.za | 51 West Street, Houghton, Johannesburg, 2198

Disclaimer © 2022 This document should not be considered as an offer or solicitation of an offer to sell, buy or subscribe for any securities or investment products. This document is not guaranteed for accuracy, completeness or otherwise. It may not be considered as advice, a recommendation or an offer to enter into or conclude any transactions. etfSA recommends that financial advice be sought should any party seek to place any reliance on the information contained herein or for purposes of determining the suitability of the products for the investor as mentioned in this document. etfSA, its sponsors, administrators, contributors and product providers disclaim any liability for any loss, damage, or expense that might occur from the use of or reliance on the data and services provided through this document. The information contained in this document may not be construed as legal, accounting, regulatory or tax advice and is given without any liability whatsoever. Past performance is no guarantee of future returns. Any modelling or back-testing data contained in this document should not be construed as a statement or projection as to future performance. All returns quoted are net of fees – that is, after deduction of all expenses as quoted in the Portfolio Management TER. Returns for periods exceeding one year are annualised. All returns are in Rands. The benchmark is a composite benchmark as per the weights and indices as indicated - The return is an estimate and is displayed as a general guide which is subject to change without notice to investors. etfSA.co.za is the registered trading name of M F Brown, an authorised Financial Services Provider (FSP 39217). The etfSA Portfolio Management Company (Pty) Ltd (Reg No 2012/019954/07), is a juristic representative of etfSA Investment Services (Pty) Ltd (Reg. No. 2006/001083/07), an authorised financial services provider (FSP 40107).