

etfSA RA Wealth Enhancer Portfolio

Factsheet – November 2021



The Home of Retirement Funds

PORTFOLIO DESCRIPTION

The objective of the etfSA RA Wealth Enhancer Portfolio is to offer above-average returns to members with a long-term investment horizon (at least 10 years) and a high tolerance for risk (short term volatility), by following a pro-active allocation to passively managed portfolio building blocks (ETPs) which are expected to offer good investment value in the medium term. Although the portfolio aims to add an element of protection to invested capital, it does not offer capital or performance guarantees, therefore portfolio value fluctuations may occur in the short term.

INVESTOR PROFILE

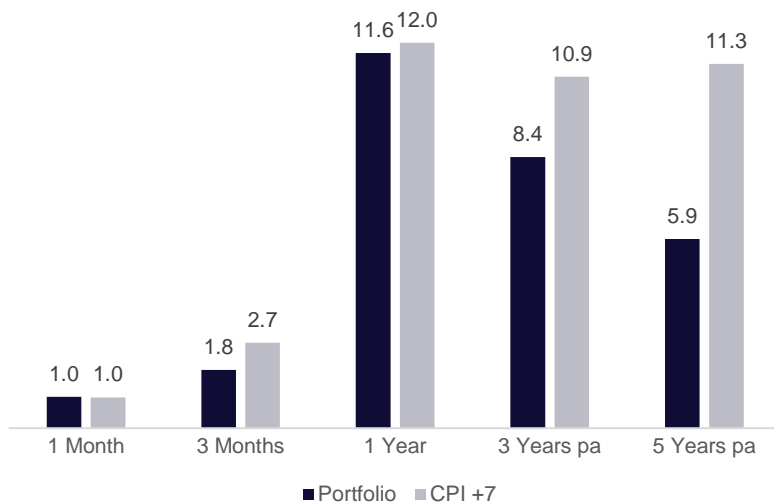
The Portfolio is ideal for investors who are self-employed or already contributing to an employer's retirement fund and would like to make additional savings for retirement. The portfolio is suitable for an investor with a long-term investment horizon – it is designed to provide maximum growth in capital with a high targeted real return. The portfolio is well-suited for risk-tolerant investors, seeking long term wealth creation, who in terms of their liabilities, must earn investment returns more than inflation.

PORTFOLIO HOLDINGS

Asset Class	Exchange Traded Product (ETP)	%
SA Equity	Satrix Top 40 ETF, Satrix INDI ETF, Satrix RESI ETF, Satrix DIVI ETF, Satrix FINI ETF, NewFunds Equity Momentum ETF, Ashburton Mid Cap ETF, NewFunds Value ETF	51.2
SA Property	-	-
SA Interest Bearing	Cash NewFunds GOVI ETF	2.7 19.4
Foreign Equity	iShares MSCI World SRI ETF, iShares Healthcare Innovation ETF, iShares Global Clean Energy ETF, iShares Electric Vehicle & Driving Tech ETF, iShares Nasdaq Biotechnology ETF, iShares Core S&P 500 ETF, Satrix MSCI Emerging Markets ETF, Satrix MSCI Emerging Markets ESG ETF, iShares MSCI Korea ETF, iShares MSCI EM Consumer Growth ETF	21.4
Foreign Property	iShares Developed Markets Property Yield ETF	2.8
Foreign Interest Bearing	Foreign cash	0.1
Commodities	1invest Platinum ETF	2.4

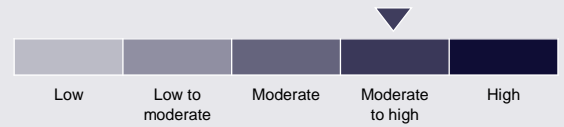
PERFORMANCE (%)

As at 30 November 2021



KEY INFORMATION

RISK PROFILE



INVESTMENT OBJECTIVE

Focus on capital growth within regulatory constraints

RETURN TARGET

CPI + 7% over rolling 5 years

RECOMMENDED INVESTMENT TIME HORIZON

> 10 years

ASISA SECTOR - COMPARATIVE

ASISA SA Multi-Asset High Equity

PORTFOLIO COMPOSITE BENCHMARK

40% Capped SWIX + 15% SAPY + 5% STeFI + 5% ALBI + 35% MXWR

LAUNCH DATE

July 2013

PORTFOLIO MANAGEMENT FEES

TER: 0.30% p.a. | TIC: 0.30% p.a.

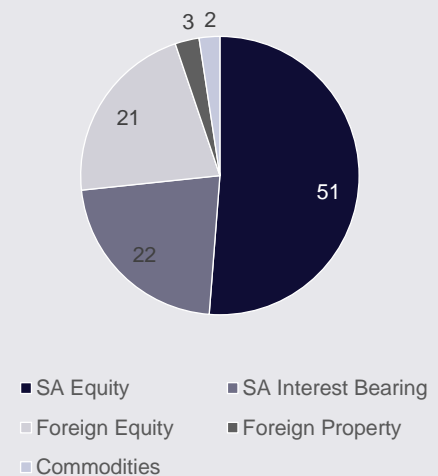
REGULATORY STRUCTURE

Regulation 28 compliant

PORTFOLIO ESG SCORE - MSCI FUND RATINGS

Average (A)

ASSET ALLOCATION (%)



+27 (0)10 446 0374 | rafunds@etfSA.co.za | www.etfSA.co.za | 51 West Street, Houghton, Johannesburg, 2198

Disclaimer © 2021 This document should not be considered as an offer or solicitation of an offer to sell, buy or subscribe for any securities or investment products. This document is not guaranteed for accuracy, completeness or otherwise. It may not be considered as advice, a recommendation or an offer to enter into or conclude any transactions. etfSA recommends that financial advice be sought should any party seek to place any reliance on the information contained herein or for purposes of determining the suitability of the products for the investor as mentioned in this document. etfSA, its sponsors, administrators, contributors and product providers disclaim any liability for any loss, damage, or expense that might occur from the use of or reliance on the data and services provided through this document. The information contained in this document may not be construed as legal, accounting, regulatory or tax advice and is given without any liability whatsoever. Past performance is no guarantee of future returns. Any modelling or back-testing data contained in this document should not be construed as a statement or projection as to future performance. All returns quoted are net of fees – that is, after deduction of all expenses as quoted in the Portfolio Management TER. Returns for periods exceeding one year are annualised. All returns are in Rands. The benchmark is a composite benchmark as per the weights and indices as indicated - The return is an estimate and is displayed as a general guide which is subject to change without notice to investors. etfSA.co.za is the registered trading name of M F Brown, an authorised Financial Services Provider (FSP 39217). The etfSA Portfolio Management Company (Pty) Ltd (Reg No 2012/019954/07), is a juristic representative of etfSA Investment Services (Pty) Ltd (Reg. No. 2006/001083/07), an authorised financial services provider (FSP 40107).