

etfSA RA Wealth Protector Portfolio

Factsheet – April 2022



The Home of Retirement Funds

PORTFOLIO DESCRIPTION

The objective of the etfSA RA Wealth Protector Portfolio is to offer a cash only investment of highest credit quality for risk averse members who do not want to carry the risk of a capital loss. Concurrently, there would be no potential of capital growth, other than the reinvestment of interest income. Although the portfolio aims to add an element of protection to invested capital, it does not offer capital or performance guarantees.

INVESTOR PROFILE

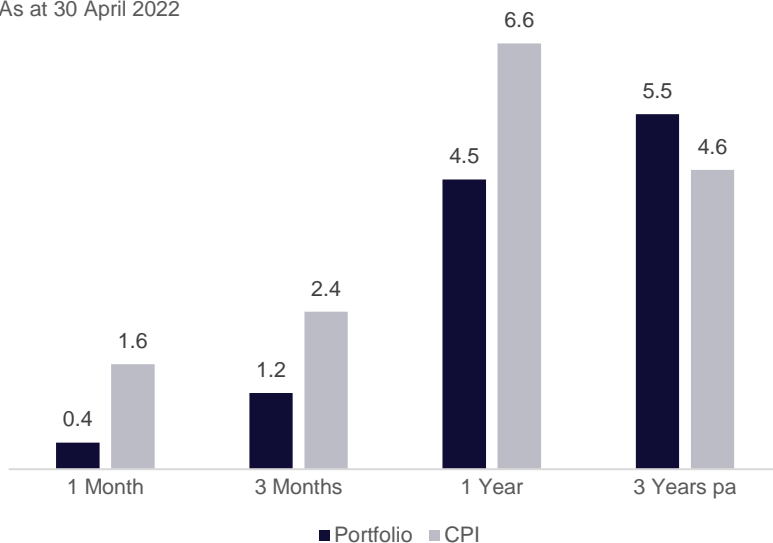
The Portfolio is ideal for investors who are self-employed or already contributing to an employer's retirement fund and would like to make additional savings for retirement. The portfolio is suitable for an investor with a very short-term investment horizon, or a very risk averse appetite for investments. The portfolio is well-suited for very conservative investors looking for capital preservation with no additional real return objectives.

PORTFOLIO HOLDINGS

Asset Class	Underlying holding	%
SA Equity	-	-
SA Property	-	-
SA Interest Bearing	Cash / Money market	100
Foreign Equity	-	-
Foreign Property	-	-
Foreign Interest Bearing	-	-
Commodities	-	-

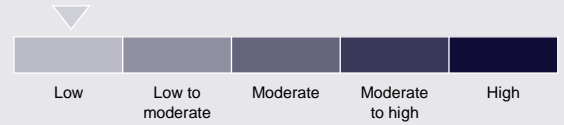
PERFORMANCE (%)

As at 30 April 2022



KEY INFORMATION

RISK PROFILE



INVESTMENT OBJECTIVE

Interest income only

RETURN TARGET

CPI

RECOMMENDED INVESTMENT TIME HORIZON

1 year

ASISA SECTOR - COMPARATIVE

SA Interest-Bearing - Money Market

PORTFOLIO COMPOSITE BENCHMARK

100% STeFI (SA Cash)

LAUNCH DATE

September 2017

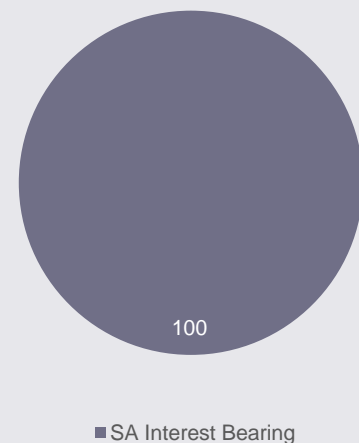
PORTFOLIO MANAGEMENT FEES

TER: 0.30% p.a. | TIC: 0.30% p.a.

REGULATORY STRUCTURE

Regulation 28 compliant

ASSET ALLOCATION (%)



+27 (0)10 446 0374 | rafunds@etfSA.co.za | www.etfSA.co.za | 51 West Street, Houghton, Johannesburg, 2198

Disclaimer © 2022 This document should not be considered as an offer or solicitation of an offer to sell, buy or subscribe for any securities or investment products. This document is not guaranteed for accuracy, completeness or otherwise. It may not be considered as advice, a recommendation or an offer to enter into or conclude any transactions. etfSA recommends that financial advice be sought should any party seek to place any reliance on the information contained herein or for purposes of determining the suitability of the products for the investor as mentioned in this document. etfSA, its sponsors, administrators, contributors and product providers disclaim any liability for any loss, damage, or expense that might occur from the use of or reliance on the data and services provided through this document. The information contained in this document may not be construed as legal, accounting, regulatory or tax advice and is given without any liability whatsoever. Past performance is no guarantee of future returns. Any modelling or back-testing data contained in this document should not be construed as a statement or projection as to future performance. All returns quoted are net of fees – that is, after deduction of all expenses as quoted in the Portfolio Management TER. Returns for periods exceeding one year are annualised. All returns are in Rands. The benchmark is a composite benchmark as per the weights and indices as indicated - The return is an estimate and is displayed as a general guide which is subject to change without notice to investors. etfSA.co.za is the registered trading name of M F Brown, an authorised Financial Services Provider (FSP 39217). The etfSA Portfolio Management Company (Pty) Ltd (Reg No 2012/019954/07), is a juristic representative of etfSA Investment Services (Pty) Ltd (Reg. No. 2006/001083/07), an authorised financial services provider (FSP 40107).