



FUND FACT SHEET

STRATEGIQ GLOBAL COMPANIES ETN

STRATEGIQ CAPITAL

PERSONALISED INVESTING

AN ACTIVELY MANAGED EXCHANGE-TRADED NOTE LISTED ON THE JOHANNESBURG STOCK EXCHANGE

As at 31 December 2021

Overview

The StrategIQ Global Quality Companies Exchange Traded Note (“ETN”) is a financial note listed on the Johannesburg Stock Exchange which allows easy access to leading global companies. By being actively managed these strategies give the portfolio managers discretion to rebalance and enhance portfolios more flexibly, as determined by market conditions and ongoing research.

Investment Criteria

The iQ Global Quality Companies ETN comprises primarily of large multinational companies that demonstrate global leadership in their industry.

These companies generally have steady growth rates, high returns on invested capital, dominant world market positions and strong balance sheets, reducing their financial risk.

The stock selection process focuses on a rules based quantitative approach as the primary strategy.

Thereafter, a qualitative fundamental assessment of each company is carried out according to our quality investment framework.

KEY ATTRIBUTES

CONVICTION-WEIGHTED

31
Businesses

40%
Top-Ten Weight

LONG-TERM INVESTMENT HORIZON

10%
Portfolio-Turnover

+5Yr
Holding Period

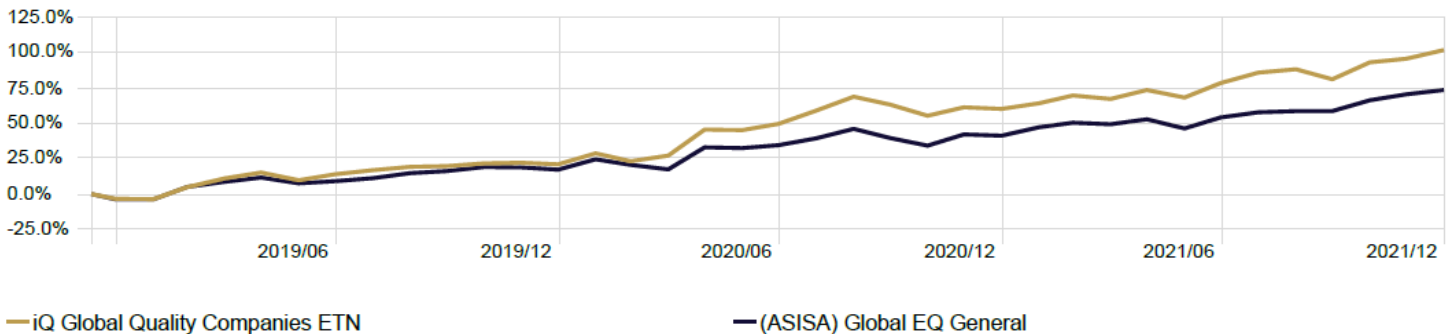
KEY INVESTMENT METRICS

>15%
Return of Equity (ROE)

+20%
Earnings Growth

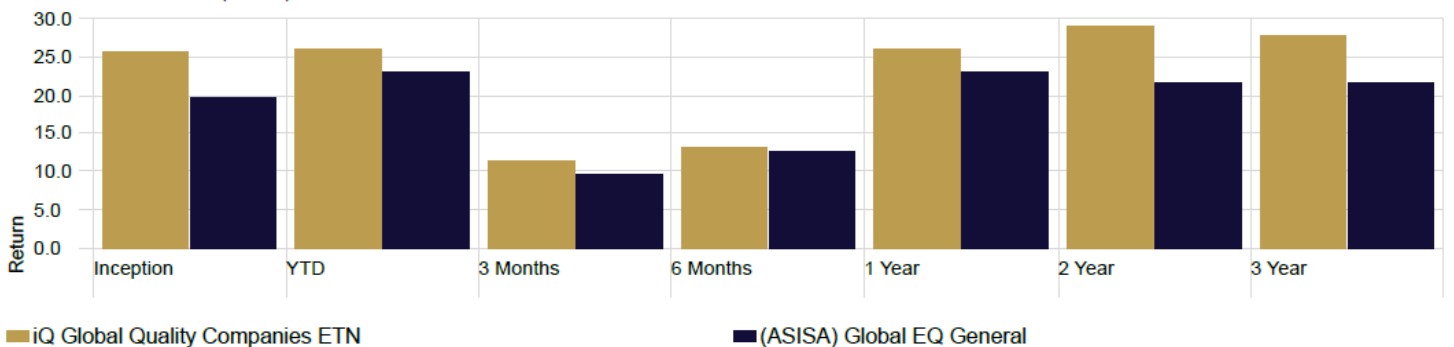
Investment Growth (ZAR)

Time Period: Since Common Inception (2018/12/12) to 2021/12/31



Annualised Returns (ZAR)

Calculation Benchmark: (ASISA) Global EQ General



Returns (ZAR)

Data Point: Return Calculation Benchmark: (ASISA) Global EQ General

	Inception	YTD	3 Months	6 Months	1 Year	2 Year	3 Year
iQ Global Quality Companies ETN	25.80	25.97	11.40	13.04	25.97	29.06	27.75
(ASISA) Global EQ General	19.76	22.87	9.41	12.58	22.87	21.63	21.67

Key Facts

Portfolio Managers:	Luis Levy & Robert Enslin
Portfolio Management Fee:	0,50% (excl. VAT)
Issuer Fee (UBS AG):	0,50% (excl. VAT)
Launch date:	11/12/2018
Benchmark:	ASISA Global Equity General Category Average
ISIN:	ZAE000266409
JSE Ticker:	USQCPA

Return / Risk Analysis (ZAR)

TIME PERIOD: Since Inception to 2021/12/31

Best Month	14,43
Best Month End Date	2020/04/30
Worst Month	-4,83
Worst Month End Date:	2020/10/31
Sortino Ratio	1,88

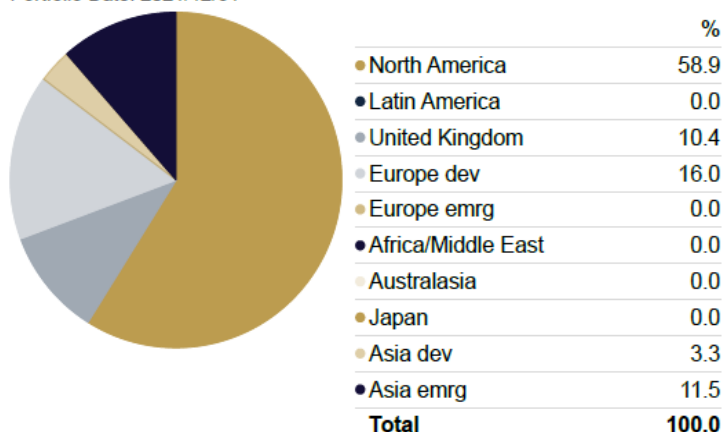
Top Ten Holdings



COMPANY	BUSINESS SPACE	DOMICILE	PORTFOLIO (%)
Alphabet Inc	Internet Media & Services	United States	4,88
ASML Holding NV	Internet Retail and Infrastructure-as-a-Services	United States	4,75
Pfizer Inc	Drug Manufacturers	United States	4,50
Microsoft Corporation	Software & Infrastructure	United States	4,41
LVMH Moët Hennessy Louis Vuitton	Consumer Cyclical	France	4,17
Nike	Consumer Cyclical	United States	4,14
Tencent Holdings Ltd	Internet Media & Services	China	4,09
HCA Healthcare	Medical Care Facilities	United States	4,03
S&P Global Inc	Financial Data & Stock Exchanges	United States	3,99
United Parcel Service Inc	Integrated Freight & Logistics	United States	3,86

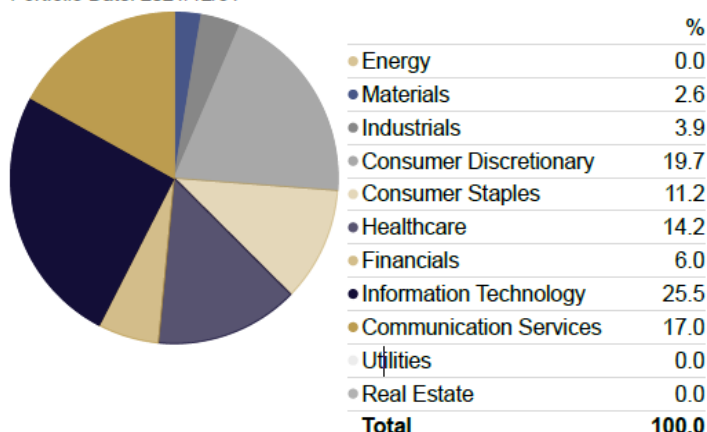
Regional Exposure

Portfolio Date: 2021/12/31



Sector Exposure

Portfolio Date: 2021/12/31



Important Information

StrategiQ Capital (Proprietary) Limited (Reg No 2015/400329/07) ("StrategiQ") is a licensed Financial Services Provider ("FSP") in terms of the Financial Advisory and Intermediary Services Act, 37 of 2002 ("FAIS Act"), with FSP number 46624, regulated by the Financial Sector Conduct Authority. This document and any other information supplied in connection with the financial product ("product") is not "advice" as defined and/or contemplated in terms of the FAIS Act and investors are encouraged to obtain their own independent advice prior to investing in the product. Any investment is speculative and involves significant risks and therefore, prior to investing, investors should fully understand the product and any risks associated with the product. Investments in securities are generally medium to long term investments. The value of the product may go down as well as up and past performance is not necessarily a guide to the future. StrategiQ and its affiliates disclaims and assumes no liability for any loss or damage (direct, indirect or consequential) that may be suffered from using or relying on the information contained herein.