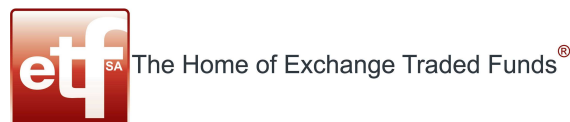


etfSA International Model Portfolio

Factsheet – December 2023



PORTFOLIO DESCRIPTION

The objective of the etfSA International Model Portfolio is to offer a strategic asset allocation into a select range of JSE-listed, foreign-referenced ETFs. This is a low-cost portfolio, suitable for use in a discretionary or tax-free investment account.

The portfolio does not pay out interest or dividends – any distributions received from underlying investments is reinvested in the portfolio to allow for additional compounded growth.

INVESTOR PROFILE

The Portfolio is suitable for an investor with an investment horizon of at least 10 years – it is designed to provide rand-hedge protection with growth in capital. The portfolio is only suitable for high risk-tolerant investors. This represents a high-risk investment as significant losses may occur in the event of rand appreciation and/or a slump in global markets.

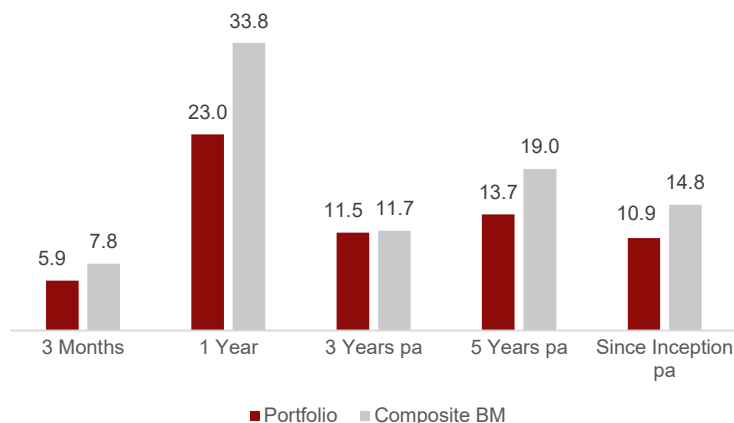
PORTFOLIO HOLDINGS

Asset Class	Exchange Traded Fund (ETF)	%
Foreign Equity	10X Total World Equity ETF Tracks the FTSE Global All Cap Index. It provides exposure to both well-established and still-developing markets, across large, mid and small cap stocks – the most broad-based global equity exposure available on the JSE. Makes use of the Vanguard Total World Stock ETF as the feeder fund	30
	Sygnia Itrix S&P 500 ETF Tracks the S&P 500 Index – representing the 500 largest stocks in the US, and about 65% of the developed market equity universe	30
	1invest MSCI EM Asia ETF Tracks the MSCI Emerging Market (EM) Asia Index, incl. large and mid-caps across countries such as China, India, Indonesia, South Korea, Malaysia, Philippines, Taiwan, & Thailand. Makes use of the iShares MSCI EM Asia UCITS ETF as the feeder fund	20
Foreign Interest Bearing	1invest ICE US Treasury Short Bond ETF Tracks the capital and income performance of the ICE US Treasury Short Bond Index, which is market value weighted, and is designed to include U.S. dollar denominated, fixed rate securities (Treasury Bills and Treasury Notes) with minimum term to maturity greater than one month and less than or equal to one year	20

PERFORMANCE (%)

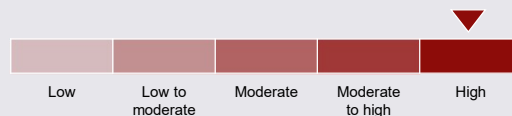
As at 31 December 2023

Note: This represents the historical performance of the selected ETFs (or the indices they track, prior to listing history)



KEY INFORMATION

RISK PROFILE



INVESTMENT OBJECTIVE

Capital growth with rand-hedge protection

RECOMMENDED INVESTMENT TIME HORIZON

> 10 years

ASISA SECTOR - COMPARATIVE

ASISA Global Equity General

PORTFOLIO COMPOSITE BENCHMARK

100% MSCI World in ZAR (Foreign Equity ZAR)

LAUNCH DATE

March 2015

FEES

Investment Management Fee*: 0.25% + VAT + trading fees

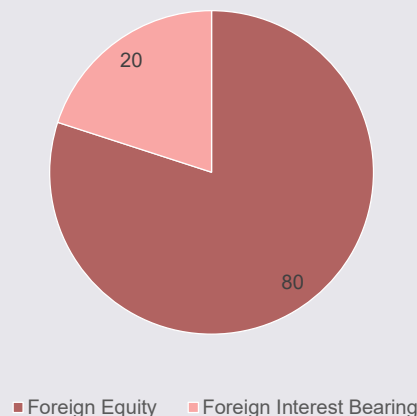
*Excludes investment administration and platform fees of 0.5% excl. VAT

REGULATORY STRUCTURE

Fully compliant with Section 12T of the Income Tax Act

Available for Tax Free Investment Accounts and Discretionary Investments

PORTFOLIO ALLOCATION



+27 (0)10 446 0371 | info@etfsa.co.za | www.etfsa.co.za | 51 West Street, Houghton, Johannesburg, 2198

Disclaimer © 2023 This document should not be considered as an offer or solicitation of an offer to sell, buy or subscribe for any securities or investment products. This document is not guaranteed for accuracy, completeness or otherwise. It may not be considered as advice, a recommendation or an offer to enter into or conclude any transactions. etfSA recommends that financial advice be sought should any party seek to place any reliance on the information contained herein or for purposes of determining the suitability of the products for the investor as mentioned in this document. etfSA, its sponsors, administrators, contributors and product providers disclaim any liability for any loss, damage, or expense that might occur from the use of or reliance on the data and services provided through this document. The information contained in this document may not be construed as legal, accounting, regulatory or tax advice and is given without any liability whatsoever. Past performance is no guarantee of future returns. Any modelling or back-testing data contained in this document should not be construed as a statement or projection as to future performance. All returns quoted are net of fees – that is, after deduction of all expenses as quoted in the Portfolio Management TER. Returns for periods exceeding one year are annualised. All returns are in Rands. The benchmark is a composite benchmark as per the weights and indices as indicated - The return is an estimate and is displayed as a general guide which is subject to change without notice to investors. etfSA.co.za is the registered trading name of M F Brown, an authorised Financial Services Provider (FSP 39217). The etfSA Portfolio Management Company (Pty) Ltd (Reg No 2012/019954/07), is an authorised financial services provider (FSP 52314).