

etfSA Equity Model Portfolio

Factsheet – June 2022



The Home of Exchange Traded Funds®

PORTFOLIO DESCRIPTION

The objective of the etfSA Equity Model Portfolio is to offer a strategic asset allocation into a select range of Equity ETFs listed on the JSE, offering exposure to both the local (SA) market and foreign / global markets. This is a low-cost portfolio, suitable for use in a discretionary or tax-free investment account.

The portfolio does not pay out interest or dividends – any distributions received from underlying investments remain in the portfolio to allow for additional compounded growth.

INVESTOR PROFILE

The Portfolio is suitable for an investor with an investment horizon of at least 7 years – it is designed to provide maximum growth in capital. The portfolio is well-suited for risk-tolerant investors. Any income earned, which is not the chief objective of this higher risk investment, is reinvested in the portfolio.

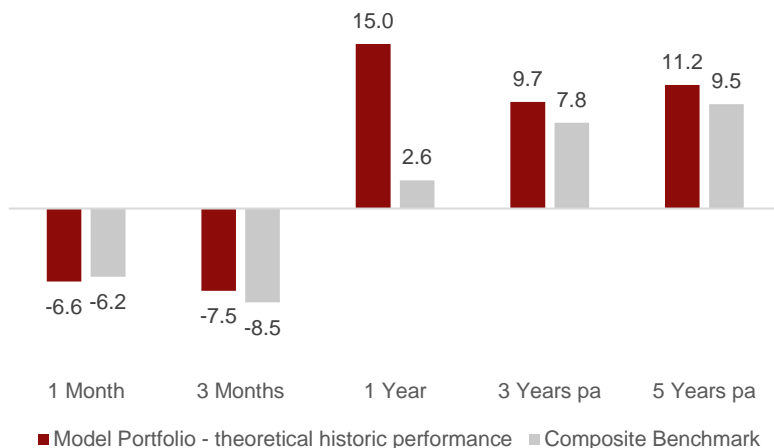
PORTFOLIO HOLDINGS

Asset Class	Exchange Traded Fund (ETF)	%
SA Equity	Satrix Capped All Share ETF Tracks the FTSE/JSE Capped All Share Index - providing the most broad-based exposure to SA-listed equities, across large, mid and small cap stocks	20
	Satrix FINI ETF Tracks the FTSE/JSE Financial 15 Index, for exposure to the large banks, life insurers and other financial companies; currently offering attractive dividend yields and recovery potential	20
	Satrix DIVI ETF Tracks the FTSE/JSE Dividend Plus Index, 30 largest JSE-listed companies expected to pay the highest dividends; currently dominated by resources and industrial companies	20
Foreign Equity	Coeshares Total World Equity ETF Tracks the FTSE Global All Cap Index - providing exposure to both well-established and still-developing markets, across large, mid and small cap stocks – the most broad-based global equity exposure available on the JSE	20
	Satrix Global Infrastructure ETF Tracks the FTSE Global Core Infrastructure Index – companies involved in development, ownership, operation, management and/or maintenance of structures or networks used for the processing or moving of goods, services, information/ data, people, energy or necessities from one location to another	20

PERFORMANCE (%)

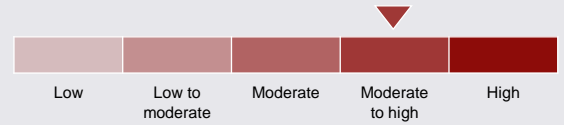
As at 30 June 2022

Note: This represents the historical performance of the selected ETFs (or the indices they track, prior to listing history)



KEY INFORMATION

RISK PROFILE



INVESTMENT OBJECTIVE

Capital growth

RECOMMENDED INVESTMENT TIME HORIZON

> 7 years

ASISA SECTOR - COMPARATIVE

ASISA SA Equity General

PORTFOLIO COMPOSITE BENCHMARK

50% Capped SWIX (SA Equity) + 50% MSCI World in ZAR (Foreign Equity ZAR)

LAUNCH DATE

March 2022

TOTAL INVESTMENT FEES – 0.5% + VAT + trading fees

Investment management: 0.25% + VAT

Administration: 0.25% + VAT

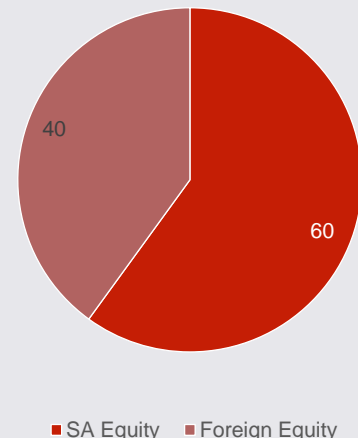
Transaction costs: 0.1% + VAT brokerage + bulked settlement fees (negligible)

REGULATORY STRUCTURE

Fully compliant with Section 12T of the Income Tax Act

Available for Tax Free Investment Accounts and Discretionary Investments

PORTFOLIO ALLOCATION



+27 (0)10 446 0371 | info@etfsa.co.za | www.etfsa.co.za | 51 West Street, Houghton, Johannesburg, 2198

Disclaimer © 2022 This document should not be considered as an offer or solicitation of an offer to sell, buy or subscribe for any securities or investment products. This document is not guaranteed for accuracy, completeness or otherwise. It may not be considered as advice, a recommendation or an offer to enter into or conclude any transactions. etfSA recommends that financial advice be sought should any party seek to place any reliance on the information contained herein or for purposes of determining the suitability of the products for the investor as mentioned in this document. etfSA, its sponsors, administrators, contributors and product providers disclaim any liability for any loss, damage, or expense that might occur from the use of or reliance on the data and services provided through this document. The information contained in this document may not be construed as legal, accounting, regulatory or tax advice and is given without any liability whatsoever. Past performance is no guarantee of future returns. Any modelling or back-testing data contained in this document should not be construed as a statement or projection as to future performance. All returns quoted are net of fees – that is, after deduction of all expenses as quoted in the Portfolio Management TER. Returns for periods exceeding one year are annualised. All returns are in Rands. The benchmark is a composite benchmark as per the weights and indices as indicated - The return is an estimate and is displayed as a general guide which is subject to change without notice to investors. etfSA.co.za is the registered trading name of M F Brown, an authorised Financial Services Provider (FSP 39217). The etfSA Portfolio Management Company (Pty) Ltd (Reg No 2012/019954/07), is a juristic representative of etfSA Investment Services (Pty) Ltd (Reg. No. 2006/001083/07), an authorised financial services provider (FSP 40107).