

JSE



TAKE CONTROL
OF YOUR INVESTMENT JOURNEY

**Types of ETFs for your
investment appetite**
Nerina Visser, CFA – etfSA.co.za

ETFs

~~Men~~, what are they good
for.... absolutely ~~nothing~~.

everything!



Three investment themes in which to invest for the future



- Technology
 - The **industry** of the future
- Emerging markets
 - The **economy** of the future
- Property
 - The **diversifying asset class** of the future

Technology

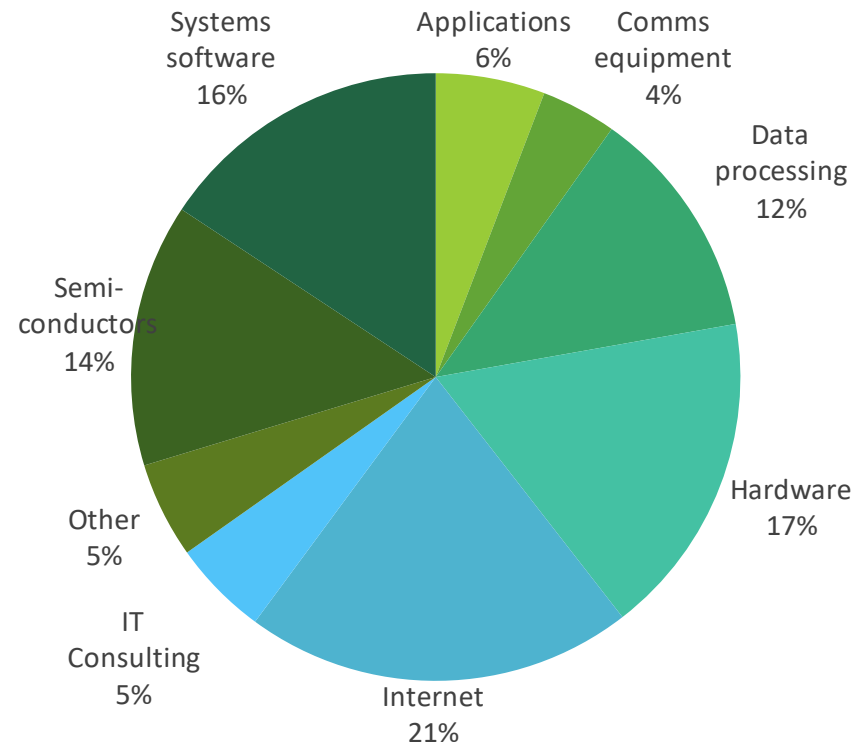


Index: S&P500 Info Tech

ETF: STANLIB S&P500 Info Tech Index Feeder (ETF5IT)

Salient features:

- > 70 companies included in S&P500 Index and classified as members of GICS[®] Information Technology sector – 100% Info Tech
- Total return
- TER*: 0.35%



Source: ETF fact sheet, 30-Jun-18

* Estimated

Note: significant GICS[®] index changes due on 24-Sep-18

Technology

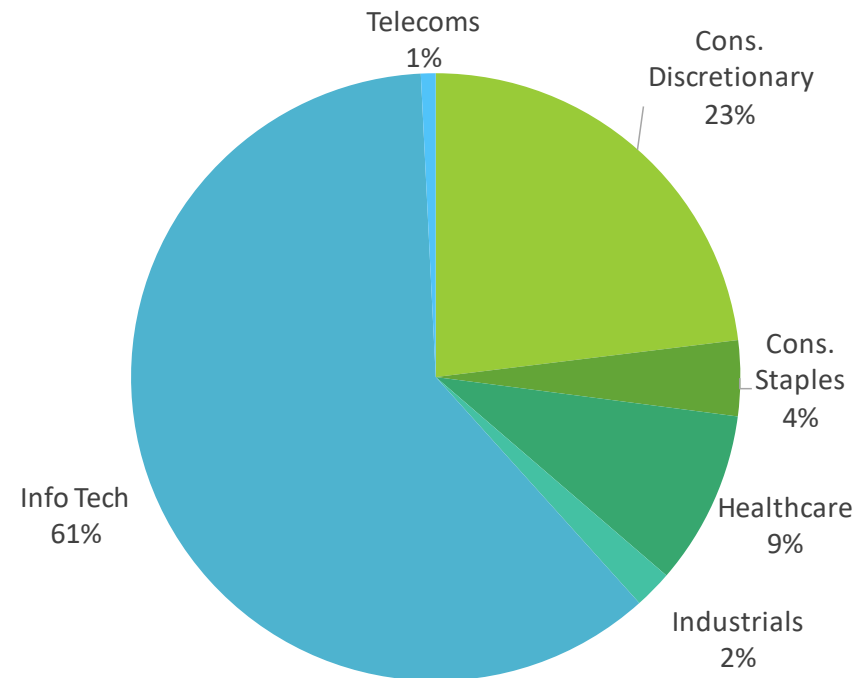


Index: Nasdaq 100

ETF: Satrix Nasdaq 100 Feeder (STXNDQ)

Salient features:

- 100 of the largest US and international non-financial stocks listed on the NASDAQ Stock Market – more than just Technology
- Total return
- TER*: 0.48%



Source: ETF fact sheet, 30-Jun-18

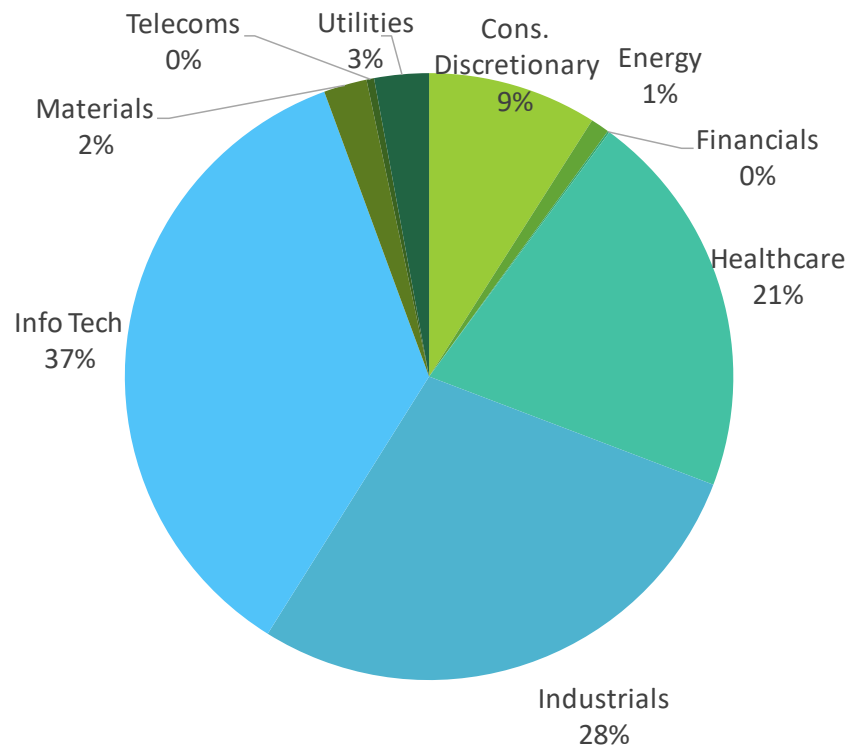
* Targeted

Index: Kensho New Economies Composite

ETF: Sygnia Itrix 4th Industrial Revolution Global Equity (SYG4IR)

Salient features:

- Captures 21st century sectors that are propelling the 4th Industrial Revolution and fostering new industries that will transform everything
- Distributing – semi-annual
- TER*: 0.70%



Emerging Markets

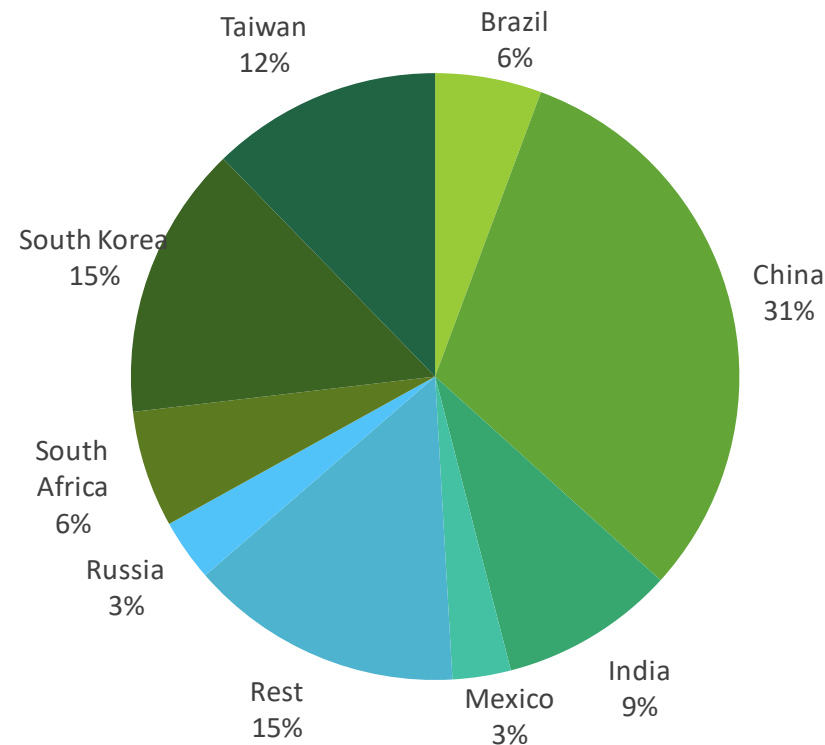


Index: MSCI Emerging Markets Investable Markets

ETF: Satrix MSCI Emerging Markets Feeder (STXEMG)

Salient features:

- Exposure to 800+ large, medium and small cap stocks across > 20 emerging market countries and stock exchanges
- Total return
- TER*: 0.40%



Source: ETF fact sheet, Satrix: 30-Jun-18, iShares: 30-Aug-18 * Targeted

Emerging Markets

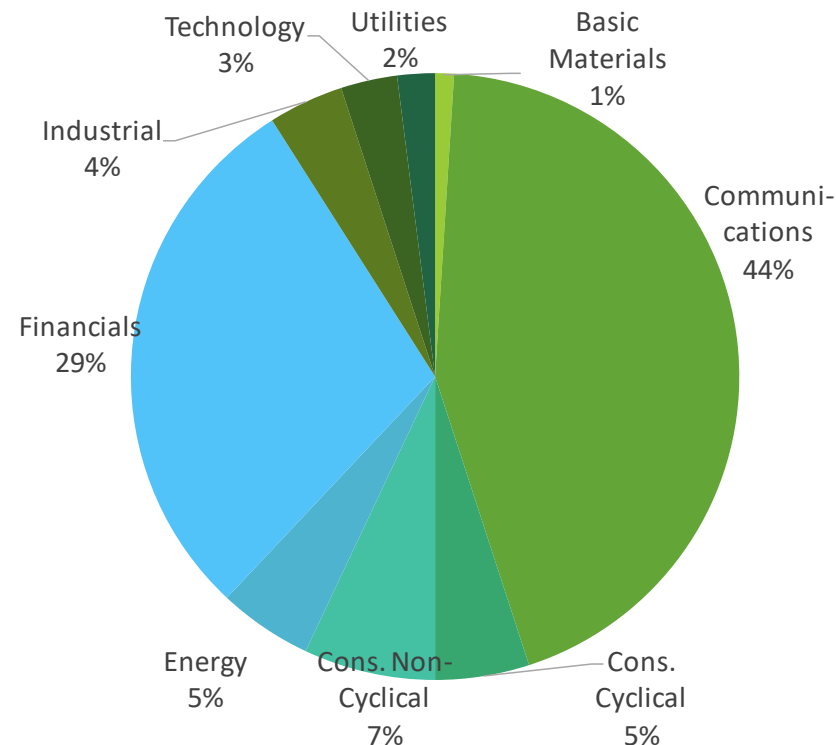


Index: MSCI China Total Return

ETN: Deutsche Bank MSCI China (DBCHIN)

Salient features:

- > 150 Chinese companies listed in USD as B shares (in Shanghai or Shenzhen) or listed in HKD as H shares in Hong Kong – 100% China
- Total return
- TER: 0.85%



Source: ETN fact sheet, 31-Mar-18

Emerging Markets

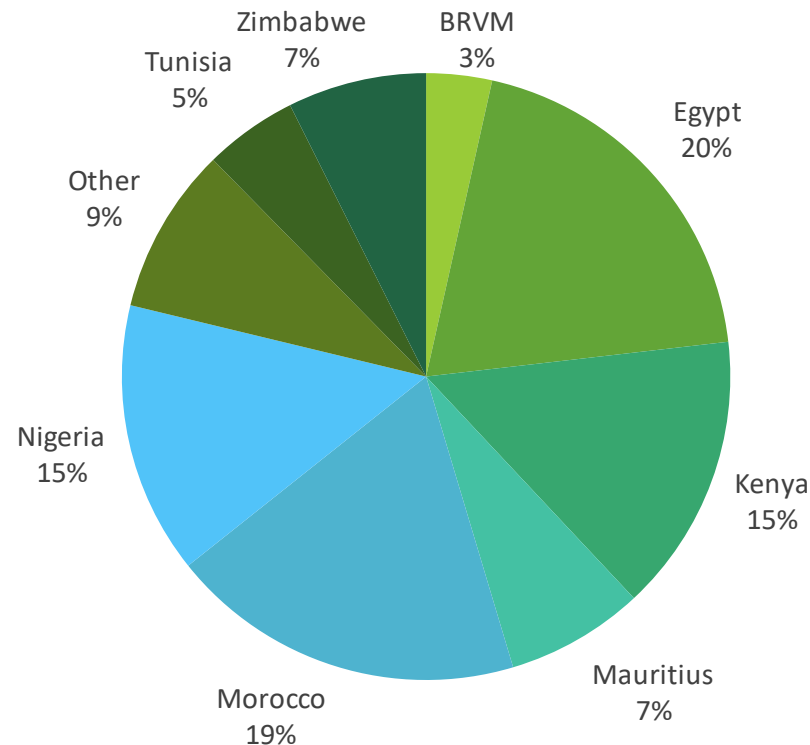


Index: Cloud Atlas AMI Big 50 Ex-SA

ETF: Cloud Atlas AMI Big 50 ex-SA (AMIB50)

Salient features:

- Exposure to 50 stocks from 13 African stock exchanges excl. South Africa, selected to maximise country and sector diversification
- Distributing – quarterly
- TER*: 0.75%



Source: ETF fact sheet, 30-Jun-18

* Targeted

Property – local

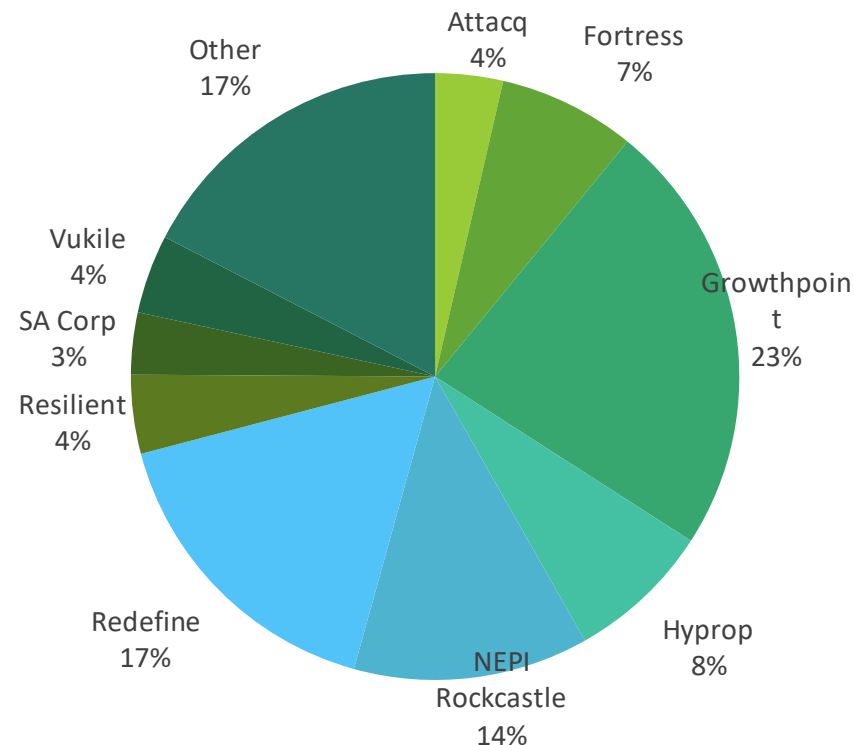


Index: FTSE/JSE SA Listed Property

ETF: CoreShares PropTrax SAPY (PTXSPY) & Stanlib SA Property (STPROP)

Salient features:

- Exposure to > 20 listed property companies with primary listing on JSE, thus excludes secondary listings of global property companies
- Distributing – quarterly
- TER: 0.58% ; 0.38%



Property – local

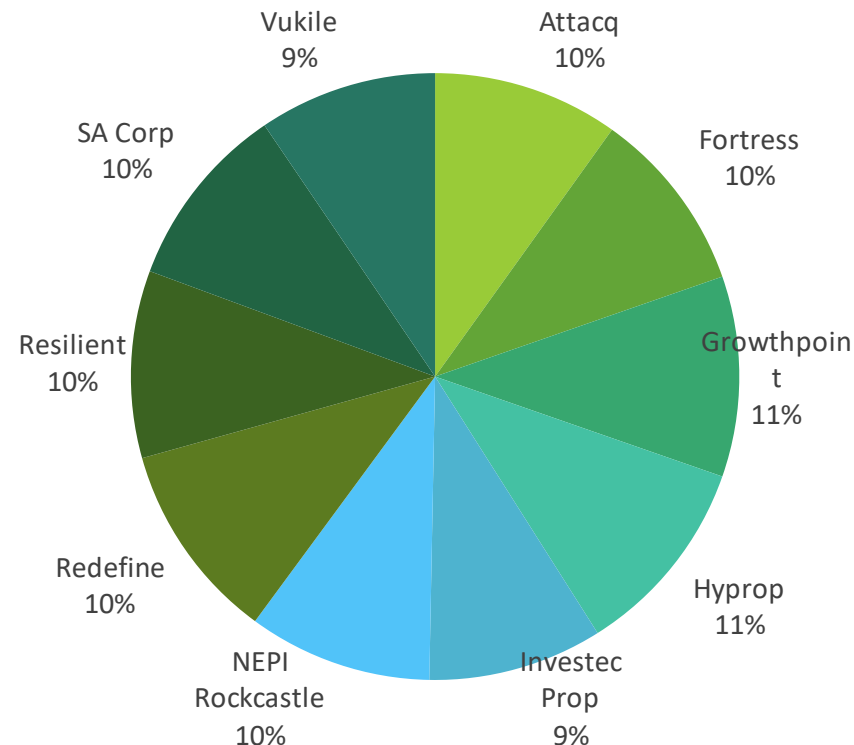


Index: FTSE/JSE SA Listed Property Top 10 Equal

ETF: CoreShares PropTrax Ten (PTXTEN)

Salient features:

- Exposure to Top 10 listed property companies with primary listing on JSE, thus excludes secondary listings
- Equally weighted (10% each)
- Distributing – quarterly
- TER: 0.54%



Property – local

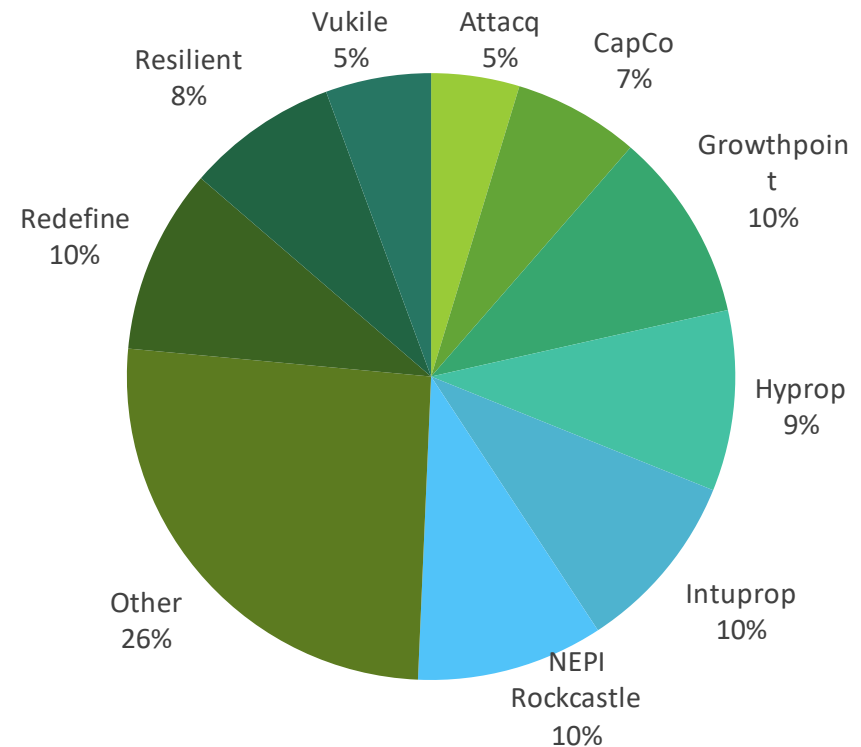


Index: S&P SA Composite Property Capped

ETF: Satrix Property (STXPRO)

Salient features:

- Exposure to Top 20 JSE-listed property companies, including secondary listings
- Individual counters capped at 10% each
- Distributing – quarterly
- TER: 0.35%



Source: ETF fact sheet, 30-Jun-18

Property – global

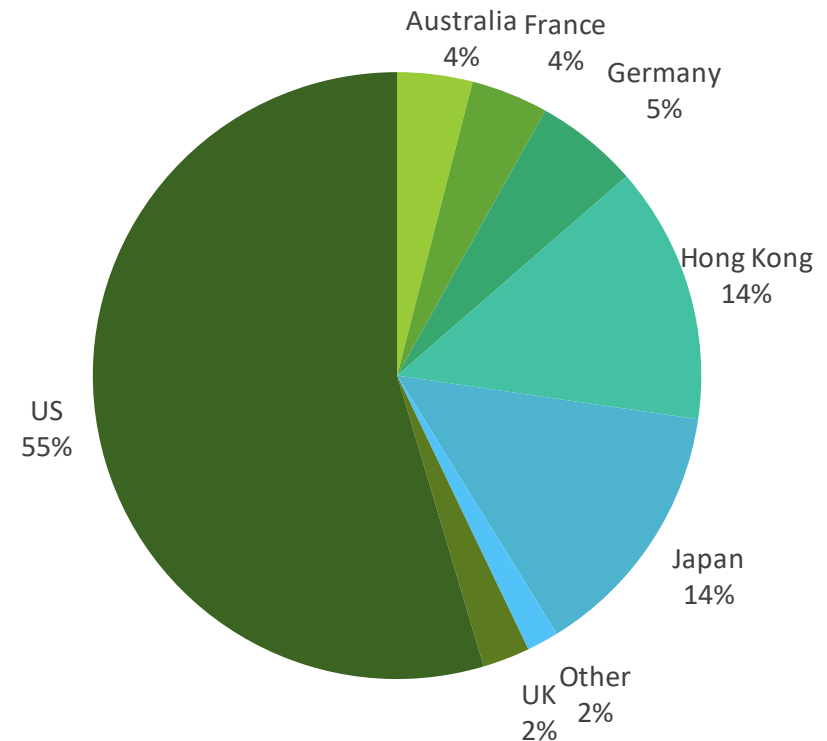


Index: S&P Global Property 40

ETF: CoreShares Global Prop (GLPROP) & Sygnia Itrix Global Prop (SYGP)

Salient features:

- 40 leading global property companies that have earnings and dividend stability
- Only developed markets
- Distributing (semi-annual) – GLPROP (Mar/Sep); SYGP (Jun/Dec)
- TER: 0.66% ; 0.25%*



Property – global

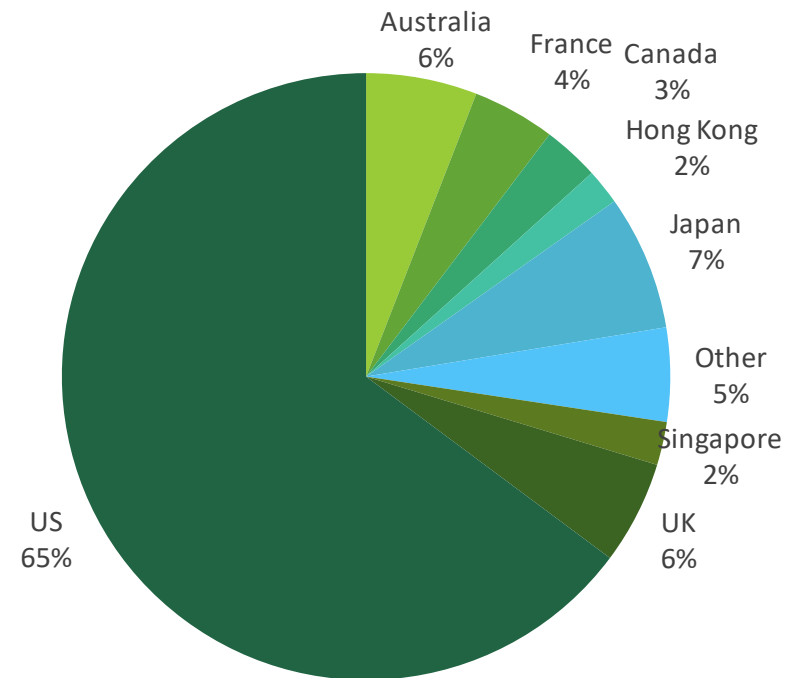


Index: FTSE EPRA/NAREIT Global REIT

ETF: Stanlib Global REIT Index Feeder (ETFGRE)

Salient features:

- Exposure to ±300 listed REITs from > 20 global developed and emerging markets
- REIT = listed Real Estate Investment Trust company
- Distributing – quarterly
- TER*: 0.34%

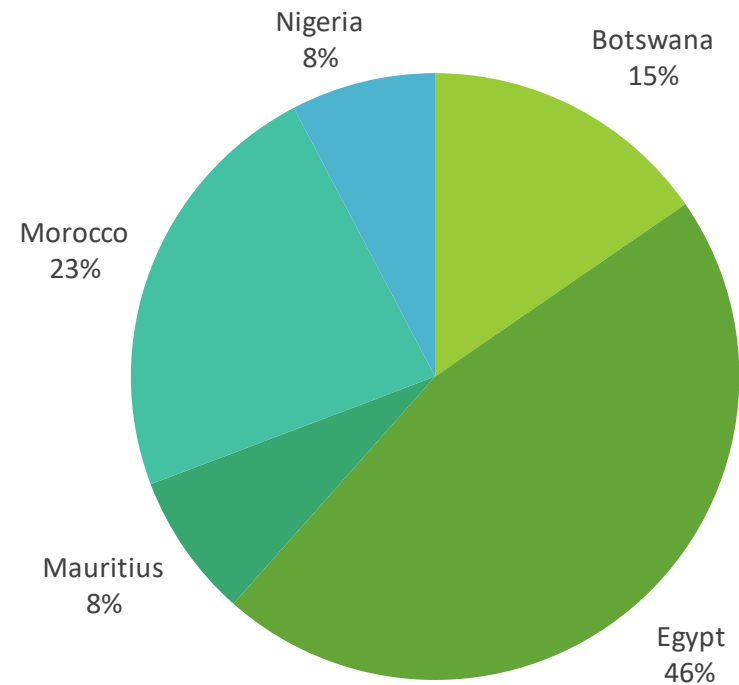


Index: Cloud Atlas AMI Real Estate Ex-SA

ETF: Cloud Atlas AMI Real Estate ex-SA (AMIRE)

Salient features:

- Exposure to 13 listed real estate companies from five African stock exchanges, excl. South Africa
- Equally weighted
- Distributing – quarterly
- TER*: 0.67%



In closing



- ETFs are **much more** than just broad-based equity market index tracker funds
- Get low cost exposure to different investment themes
 - **E**fficient
 - **T**ransparent
 - **F**lexible
- BUT:
 - Do your homework – Look inside and know what you buy
 - WISIWYG – **W**hat's **I**n**S**ide **I**s **W**hat **Y**ou **G**et
 - www.etfsa.co.za/ETFs.htm

THANK YOU

- This presentation is intended to provide general information regarding the [the basics of Shares and Investing], and is not intended to, nor does it, constitute investment or other professional or financial product advice and is not intended to be used as the basis for making an investment decision. It is prudent to consult professional advisers before making any investment decision or taking any action which might affect your personal finances or business.
- This presentation has been prepared without taking into account the investment objectives, financial situation or particular needs of any particular person. Past performance is no guarantee of future performance.
- The JSE Limited ("JSE") and its respective directors, employees or agents do not, whether expressly, tacitly or implicitly, represent, warrant or in any way guarantee the fairness, accuracy or reliability of any advice, opinion, statement, completeness or correctness of the information or other data and information and conclusions contained in, displayed on, linked to or distributed through this presentation. To the maximum extent permitted by law, neither the JSE and its respective directors, employees or agents, nor any other person accepts any liability, including, without limitation, any liability arising out of fault or negligence, for any loss arising from the use of the information contained in this presentation.
- Your interaction, correspondence or business dealings with third parties which are referred to in this presentation are entirely at your own risk and are solely between you and such third party. You are solely responsible for identifying and familiarising yourself with any terms and conditions which will govern your relationship with such third party.
- The JSE does not endorse and/or authorise any person and/or company selling software and/or training courses for and on behalf of the JSE.