

# ETFSA LA Wealth Default Portfolio

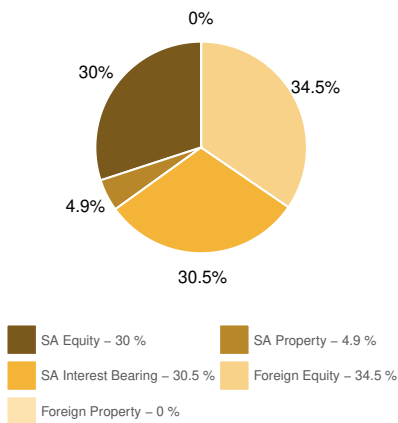
## PORTFOLIO DESCRIPTION

The objective of the etfSA LA Wealth Default Portfolio is to offer a static strategic asset allocation into a limited range of vanilla asset class ETFs, with a low tracking error allowance. This default investment portfolio is offered to comply with Section 36 of the Pension Funds Act, No. 24 of 1956, as amended on 25 August 2017, with specific reference to Regulation 37-40. Although the portfolio aims to add an element of protection to invested capital, it does not offer capital or performance guarantees, therefore portfolio value fluctuations may occur in the short term.

## INVESTOR PROFILE

The Portfolio is ideal for investors who want a low cost, transparent investment-linked living annuity. The portfolio is suitable for an investor with a medium-to-long-term investment horizon. The portfolio makes no claims to generating alpha from any source, but rather offers a low tracking error and passive allocation to strategic asset classes. The portfolio is well-suited for moderate risk-taking investors desiring market-related returns, whatever those may be.

## PORTFOLIO ALLOCATION



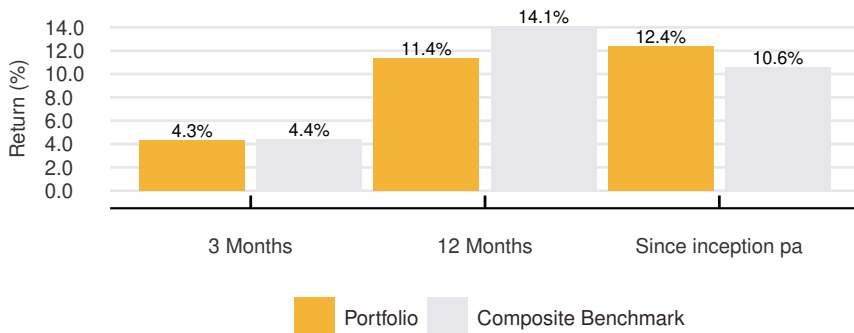
## STATEMENT OF CHANGES (%)

Asset Class	Current Jun-24	Previous May-24	Change
SA Equity	30	29.5	0.5
SA Property	4.9	4.9	0.1
SA Interest Bearing	30.5	30.2	0.3
<b>Total Local</b>	<b>65.5</b>	<b>64.6</b>	<b>0.9</b>
Foreign Equity	34.5	35.4	-0.9
Foreign Property	0	0	0
Foreign Interest Bearing	0	0	0
<b>Total Foreign</b>	<b>34.5</b>	<b>35.4</b>	<b>-0.9</b>
Commodities	0	0	0
<b>Total</b>	<b>100</b>	<b>100</b>	<b>0</b>

## PORTFOLIO HOLDINGS

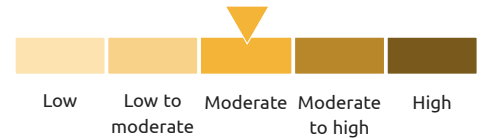
View the Portfolio Holding Allocation Factsheet on the etfSA.co.za website under Products > Living Annuity > Portfolio Holdings or simply click here.

## PERFORMANCE



## KEY INFORMATION

### RISK PROFILE



### INVESTMENT OBJECTIVE

Balance between income and capital growth

### RECOMMENDED INVESTMENT TIME HORIZON

> 5 years

### ASISA SECTOR - COMPARATIVE

ASISA SA Multi-Asset High Equity

### PORTFOLIO COMPOSITE BENCHMARK

30% Capped SWIX (SA Equity) + 5% SAPY (SA Property) + 10% STeFI (SA Cash) + 20% ALBI (SA Bonds) + 35% ACWI (Foreign Equity ZAR)

### LAUNCH DATE

November 2021

### PORTFOLIO MANAGEMENT FEES

TER: 0.25% p.a. | TIC: 0.25% p.a.

### REGULATORY STRUCTURE

27Four Life Policy