

ETFSA RA Wealth Conservator Portfolio

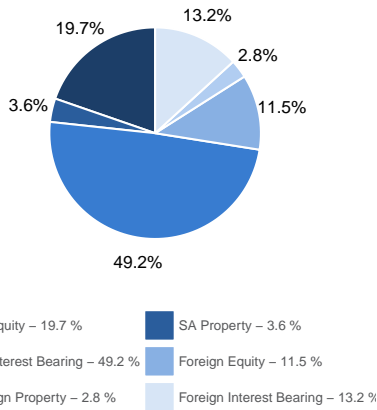
PORTFOLIO DESCRIPTION

The objective of the etfSA RA Wealth Conservator Portfolio is to prioritise income generation from a broad range of sources – interest, dividends and other distributions, both domestic and global – offering a lower risk solution for members. Although the portfolio aims to add an element of protection to invested capital, it does not offer capital or performance guarantees, therefore portfolio value fluctuations may occur in the short term.

INVESTOR PROFILE

The Portfolio is ideal for investors who are self-employed or already contributing to an employer’s retirement fund and would like to make additional savings for retirement. The portfolio is suitable for an investor with a relatively short-term investment horizon – investors who are close to retirement, who wish to preserve the value of their retirement savings and require maximum income from their investment. The portfolio is well-suited for conservative investors with real return objectives, seeking long term wealth creation, who in terms of their liabilities, must earn investment returns more than inflation.

PORTFOLIO ALLOCATION



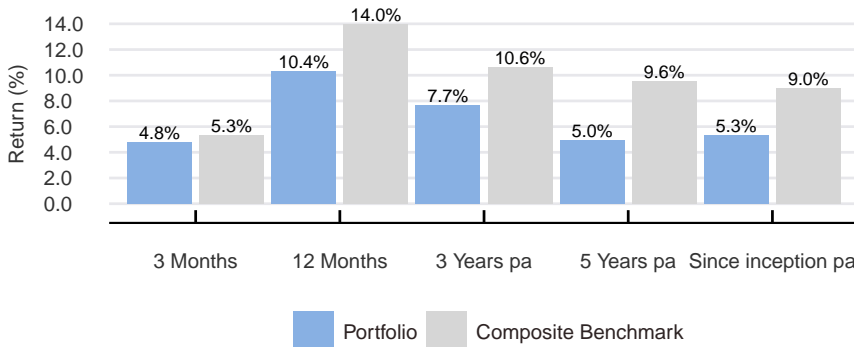
STATEMENT OF CHANGES (%)

Asset Class	Current Jun-24	Previous May-24	Change
SA Equity	19.7	18.6	1
SA Property	3.6	4.8	-1.2
SA Interest Bearing	49.2	48.8	0.4
Total Local	72.5	72.3	0.3
Foreign Equity	11.5	11.3	0.1
Foreign Property	2.8	2.9	-0.1
Foreign Interest Bearing	13.2	13.5	-0.3
Total Foreign	27.4	27.7	-0.3
Commodities	0	0	0
Total	100	100	0

PORTFOLIO HOLDINGS

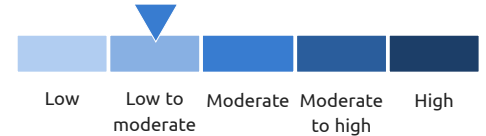
View the Portfolio Holding Allocation Factsheet on the etfSA.co.za website under Products > Retirement Annuity Fund > Portfolio Holdings or simply click here.

PERFORMANCE



KEY INFORMATION

RISK PROFILE



INVESTMENT OBJECTIVE

Focus on income with modest capital growth within regulatory constraints

RECOMMENDED INVESTMENT TIME HORIZON

< 3 years

ASISA SECTOR - COMPARATIVE

ASISA SA Multi-Asset Low Equity

PORTFOLIO COMPOSITE BENCHMARK

15% Capped SWIX (SA Equity) + 5% SAPY (SA Property) + 10% StEfi (SA Cash) + 50% ALBI (SA Bonds) + 20% ACWI (Foreign Equity ZAR)

LAUNCH DATE

September 2013

PORTFOLIO MANAGEMENT FEES

TER: 0.30% p.a. | TIC: 0.30% p.a.

* exclusive of the fees levied by the Retirement fund for administration and advice

REGULATORY STRUCTURE

Regulation 28 compliant

PORTFOLIO ESG SCORE - MSCI FUND RATINGS

Average (A)