

# ETFSA RA Wealth Enhancer Portfolio

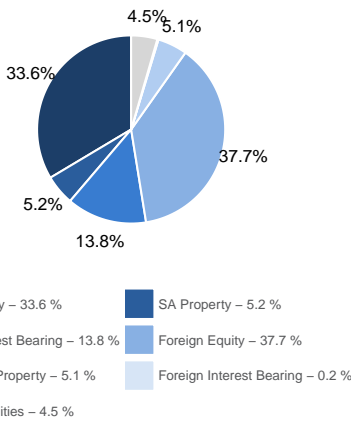
## PORTFOLIO DESCRIPTION

The objective of the ETFSA RA Wealth Enhancer Portfolio is to offer above-average returns to members with a long-term investment horizon (at least 10 years) and a high tolerance for risk (short term volatility), by following a pro-active allocation to passively managed portfolio building blocks (ETPs) which are expected to offer good investment value in the medium term. Although the portfolio aims to add an element of protection to invested capital, it does not offer capital or performance guarantees, therefore portfolio value fluctuations may occur in the short term.

## INVESTOR PROFILE

The Portfolio is ideal for investors who are self-employed or already contributing to an employer's retirement fund and would like to make additional savings for retirement. The portfolio is suitable for an investor with a long-term investment horizon – it is designed to provide maximum growth in capital with a high targeted real return. The portfolio is well-suited for risk-tolerant investors, seeking long term wealth creation, who in terms of their liabilities, must earn investment returns more than inflation.

## PORTFOLIO ALLOCATION



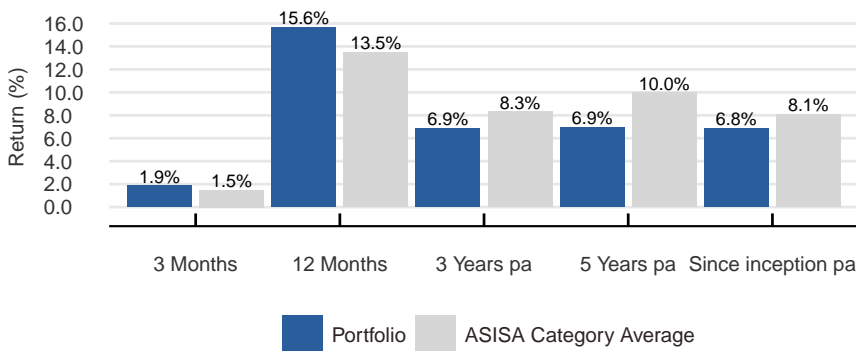
## STATEMENT OF CHANGES (%)

Asset Class	Current Dec-24	Previous Nov-24	Change
SA Equity	33.6	33.8	-0.2
SA Property	5.2	5.2	0
SA Interest Bearing	13.8	13.9	-0.2
Total Local	52.5	52.9	-0.4
Foreign Equity	37.7	37.3	0.4
Foreign Property	5.1	5.4	-0.3
Foreign Interest Bearing	0.2	0.1	0.1
Total Foreign	43	42.7	0.2
Commodities	4.5	4.4	0.1
Total	100	100	-0.1

## PORTFOLIO HOLDINGS

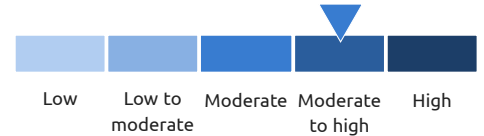
View the Portfolio Holding Allocation Factsheet on the ETFSA.co.za website under Products > Retirement Annuity Fund > Portfolio Holdings or simply click here.

## PERFORMANCE



## KEY INFORMATION

### RISK PROFILE



### INVESTMENT OBJECTIVE

Focus on capital growth within regulatory constraints

### RECOMMENDED INVESTMENT TIME HORIZON

> 7 years

### ASISA SECTOR - COMPARATIVE

ASISA SA Multi-Asset High Equity

### PORTFOLIO COMPOSITE BENCHMARK

30% Capped SWIX (SA Equity) + 5% SAPY (SA Property) + 20% ALBI (SA Bonds) + 40% ACWI (Foreign Equity ZAR) + 5% BCOM (Commodities)

### LAUNCH DATE

July 2013

### PORTFOLIO MANAGEMENT FEES

TER: 0.25% p.a.(excl. VAT)

\* exclusive of the fees levied by the Retirement fund for administration and advice

### REGULATORY STRUCTURE

Regulation 28 compliant

### PORTFOLIO ESG SCORE - MSCI FUND RATINGS

Average (A)